HAMMEL ASSOCIATES ARCHITECTS, LLC
25 EAST GRANT STREET, SUITE 102 LANCASTER, PENNSYLVANIA 17602

Oakbrook Homes Recreational Field Improvements
1001 Scott Street
Reading, PA 19611

Architect's Project No: 2532

Addendum Issue Date: October 26, 2026

BID DUE DATE: **November 10, 2026**

ADDENDUM # 5:

Total pages: 2 addendum pages
6 drawings (1 architectural + 1 civil + 4 ELEC)
0 specifications pages
0 pages updated prevailing wages

8 pages total

Attachments

Drawing: C3.0, A1.2, E101, E103, E200, EP100
Specifications
Prevailing wages

THE CONTENTS OF THIS ADDENDUM ALTER AND AMEND DRAWINGS AND SPECIFICATIONS DATED **SEPTEMBER 2026** FOR THE ABOVE REFERENCED PROJECT. THIS ADDENDUM SUPERSEDES AND SUPPLEMENTS ALL PORTIONS OF THE CONTRACT DOCUMENTS WITH WHICH IT CONFLICTS. ALL ASPECTS OF THE GENERAL CONDITIONS APPLY TO THIS ADDENDUM. ALL OTHER PROVISIONS OF THE CONTRACT DOCUMENTS NOT ALTERED OR AMENDED REMAIN PART OF THE CONTRACT WORK. COSTS FOR ALL ITEMS ENUMERATED IN THIS ADDENDUM SHALL BE ADDED OR DELETED TO THE CONTRACTOR'S BID, AS APPROPRIATE.

SPECIFICATION / DRAWING NO	ACTION	DESCRIPTION
REVISIONS		
C3.0	REPLACE	• Replace the previous drawing with the one attached
A1.2	REPLACE	• Replace the previous drawing with the one attached
E101	REPLACE	• Replace the previous drawing with the one attached
E103	REPLACE	• Replace the previous drawing with the one attached
E200	REPLACE	• Replace the previous drawing with the one attached
EP100	REPLACE	• Replace the previous drawing with the one attached

BIDDERS ARE REQUIRED TO RETURN A SIGNED COPY OF THIS ADDENDUM WITH THE BID FOR CONSTRUCTION.

NAME TITLE

COMPANY DATE

END OF ADDENDUM #5 2026.10.26

ADDENDUM #5

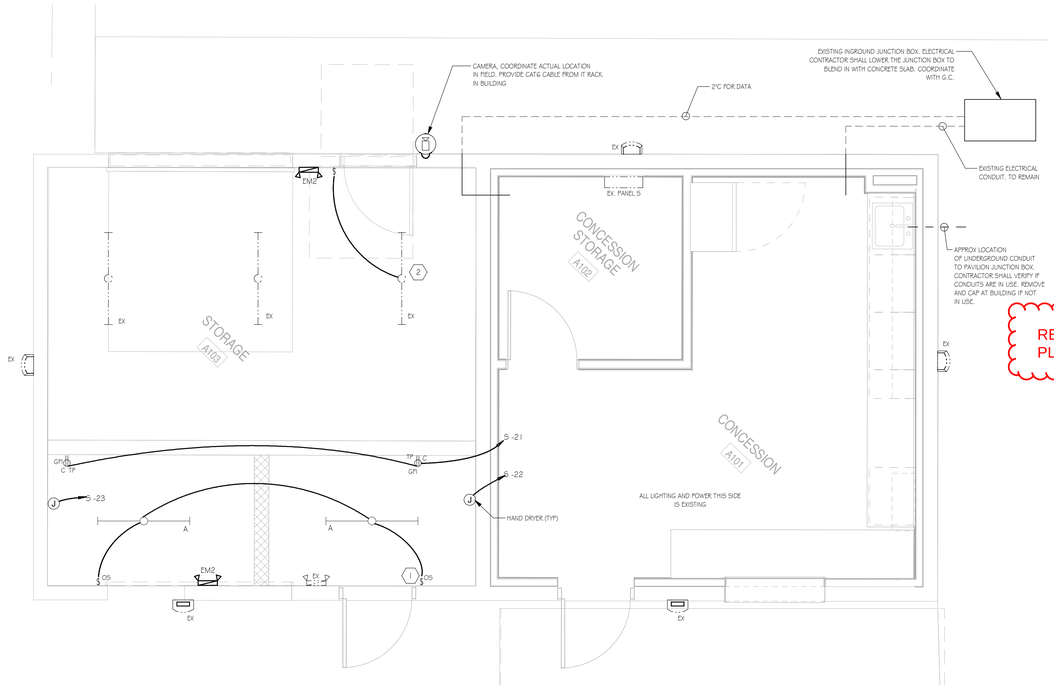

1 ENLARGED FLOOR PLAN - CONCESSIONS

SCALE: 3/8" = 1'-0"

0 2' 4' 6'

REFER TO 1/EP100 FOR ADDITIONAL PLUMBING & ELECTRICAL INFORMATION

SHEET KEY NOTES

1. DICONNECT EXISTING SWITCHLEG FROM STORAGE LIGHTS. REUSE EXISTING LOCATION FOR NEW RESTROOM LIGHTING AND CONNECT TO EXISTING BRANCH CIRCUIT.
2. CONNECT EXISTING SWITCHLEG FROM STORAGE LIGHT TO NEW SWITCH LOCATION. LIGHTING SHALL BE CONNETED TO EXISTING LIGHT BRANCH CIRCUIT.
3. PROVIDE NEW CIRCUIT TO PANEL AND USE EXISTING SPARE BREAKER.

Branch Panel: S

Location:
Supply From:
Mounting: Surface
Enclosure:

Volts: None
Phases: Not Computed
Wires: Not Computed

A.I.C. Rating:
Mains Type:
Mains Rating: 200 A
MCB Rating: 200 A

Notes:

CKT	Circuit Description	Trip	Poles	Wire Size	A	B	C	A	B	C	Wire Size	Poles	Trip	Circuit Description	CKT
1	EX LOAD													EX LOAD	2
3															4
5															6
7															8
9															10
11															12
13															14
15															16
17															18
19									0 VA		1-#12, 1-#12, 1-#12	1	20 A	Receptacle	20
21	Receptacle	20 A	1	1-#12, 1-#12, 1-#12	0 VA			0 VA			1-#12, 1-#12, 1-#12	1	20 A	Power	22
23	Power	20 A	1	1-#12, 1-#12, 1-#12		0 VA									24
25															26
27															28
29															30
				Total Load:	180 VA			860 VA			500 VA				
				Total Amps:											

Legend:

Load Classification	Connected Load	Demand Factor	Estimated Demand	Panel Totals	
Power	1000 VA	100.00%	1000 VA		
Receptacle	540 VA	100.00%	540 VA	**Total Conn. Load:**	1540 VA
				Total Est. Demand:	1540 VA
				Total Conn.:	Not Computed
				Total Est. Demand:	Not Computed

Notes:

LIGHTING FIXTURE SCHEDULE

TAG	DESCRIPTION	MANUF.	SERIES/NUMBER	MOUNTING	LUMENS	WATTS	COLOR	NOTES
A	4' LINEAR LED	LITHONIA	CVST L 48 4000LM LPPFL MD MVOLT GZ10 40K 80CRI	CEILING	4000	34	40K	-
EM2	EMERGENCY REMOTE HEADS W/ BATTERY BACKUP	LITHONIA	EU2C MG	WALL	N/A	.5G	N/A	-

All dimensions, measurements and project conditions shall be checked and verified in the field by the contractor. Refer all differences, in writing, to the architect for consideration prior to proceeding with the work. The contractor shall bear the cost of rectifying work not approved by the architect, caused by lack of coordination and or notification.

STAMP

GREEN BUILDING ENGINEERS
2548 Brandywine Lane, York, PA 17404
412-841-4901

REVISIONS

No.	Description	Date

HAMMEL ASSOCIATES ARCHITECTS, LLC
25 E. Grant St. | Suite 102 | Lancaster, PA 17602 | 717.393.3713 | www.hammelarch.com

READING HOUSING AUTHORITY

PROJECT DESCRIPTION
OAKBROOK HOMES
OPPERTUNITY HOUSE PLAYGROUND IMPROVEMENTS

1001 SCOTT STREET
READING, PA 19611

SHEET TITLE
ENLARGED FLOOR PLAN - CONCESSIONS

ISSUE DATE	SCALE	
10.23.2026	AS NOTED	
FILE NUMBER	**DRAWN BY**	**CHECKED BY**
2532	SEA	SEA

E-101

ADDENDUM #5

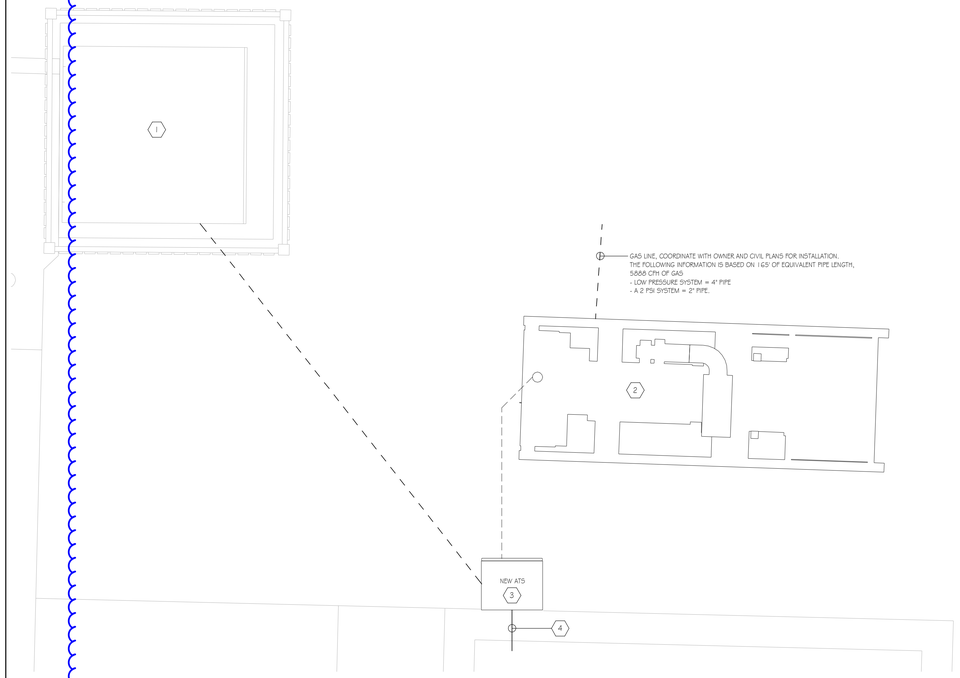

1 ENLARGED PLAN - TRANSFORMER/GENERATOR AREA

SCALE: 1/2" = 1'-0"

0 1' 2' 4'

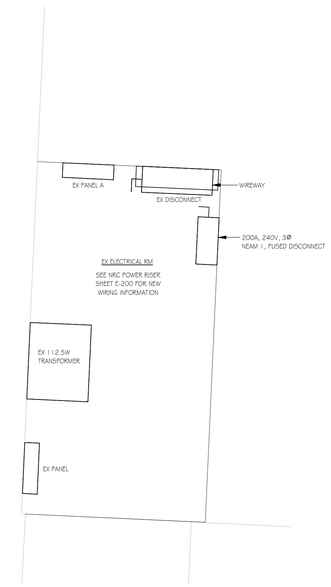

4 ELECTRICAL ROOM - NRC - ELECTRICAL

SCALE: 1/2" = 1'-0"

0 1' 2' 4'

SHEET KEY NOTES

1. EXISTING UTILITY TRANSFORMER - SHALL BE REMOVED AND REPLACED WITH NEW 500KVA, 120/**240** V, 3 PHASE TRANSFORMER. COORDINATE ALL EFFORTS WITH OWNER.
2. 500kW GASEOUS-FUELED GENERATOR - GENERAC MODEL SG500, WITH (1) 1200A BREAKER, OR APPROVED EQUAL. PAD TO BE PROVIDED BY G.C. ALL STARTUP, TESTING AND TRAINING SHALL BE PROVIDED BY MANUFACTURER UNDER CONTRACTORS CONTRACT. COORDINATE WITH OWNER FOR LOCATION OF E-STOP AND ANNUCIATOR PANEL IN ELECTRICAL ROOM. GENERATOR SHALL BE CONNECTED TO EXISTING FACP BY SIEMENS. FACP SHALL MONITOR GENERATOR FUNCTIONS.
3. ATS - 1200A, SERVICE RATED, 120/240V, 3 PHASE, 4 POLE, BYPASS ISOLATION, NEMA 3R, GENERAC MODEL PSTS.
4. INSTALL NEW CONDUITS FROM TRANSFORMER AND GENERATOR UNDERGROUND TO NEW ATS
5. INSTALL BATTERY CHARGER CIRCUIT TO A-21, PROVIDE 20A/1P BREAKER (BY SQUARE D). INSTALL BLOCK HEATER CIRCUIT TO A-23,25, PROVIDE 20A/2P BREAKER (BY SQUARE D).

GENERAL NOTES

1. CONTRACTOR SHALL BE RESPONSIBLE FOR TEMPORARY POWER AND DOWNTIME SHALL BE KEPT AT A MINIMUM. NOTIFY OWNER 7 DAYS PRIOR TO ANY POWER SHUT-DOWN. SEE ARCHITECTURAL SPECIFICATIONS FOR TEMPORARY POWER REQUIREMENTS.
2. CONTRACTOR SHALL TURN OVER ALL WIRING REMOVED FROM THE ENTIRE PROJECT TO THE OWNER.

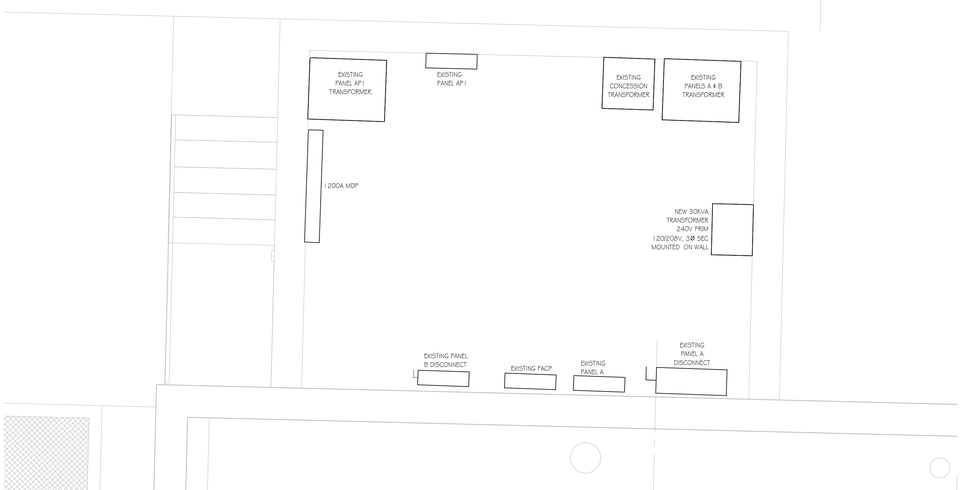

2 ENLARGED FLOOR PLAN - EXISTING ELECTRICAL ROOM

SCALE: 1/2" = 1'-0"

0 1' 2' 4'

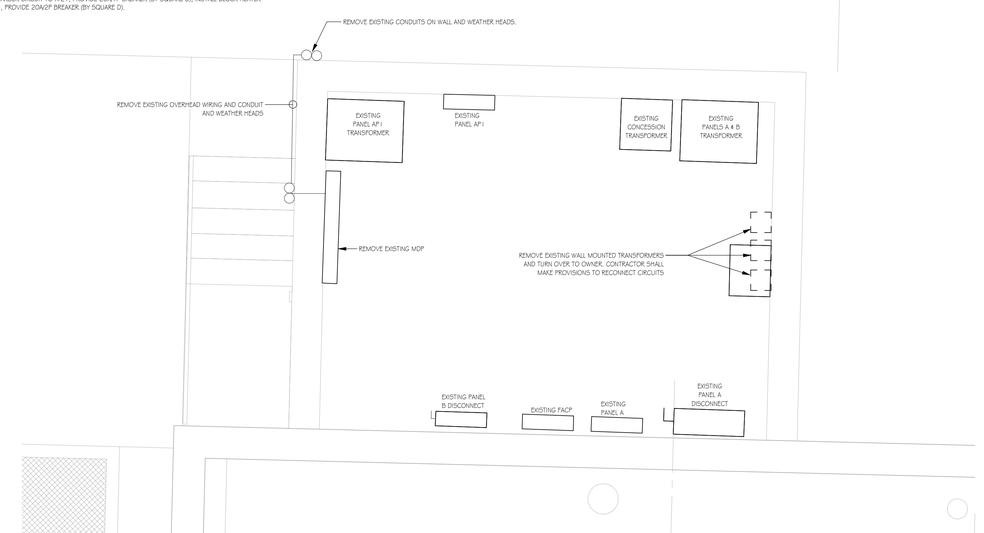

3 ENLARGED FLOOR PLAN - EXISTING ELECTRICAL ROOM DEMO

SCALE: 1/2" = 1'-0"

0 1' 2' 4'

All dimensions, measurements and project conditions shall be checked and verified in the field by the contractor. Refer all differences, in writing, to the architect for consideration prior to proceeding with the work. The contractor shall bear the cost of rectifying work not approved by the architect, caused by lack of coordination and or notification.

STAMP

GREEN BUILDING ENGINEERS
2548 Brandywine Lane, York, PA 17404
412-841-4901

REVISIONS

No.	Description	Date
1	ADDENDUM #2	10-01-26

HAMMEL ASSOCIATES ARCHITECTS, LLC
25 E. Grant St. | Suite 102 | Lancaster, PA 17602 | 717.393.3713 | www.hammelarch.com

READING
HOUSING
AUTHORITY

PROJECT DESCRIPTION
OAKBROOK HOMES
OPPERTUNITY HOUSE PLAYGROUND IMPROVEMENTS

1001 SCOTT STREET
READING, PA 19611

SHEET TITLE
ENLARGED PLANS

ISSUE DATE	SCALE	
10.23.2026	AS NOTED	
FILE NUMBER	**DRAWN BY**	**CHECKED BY**
2532	SEA	SEA

E-103

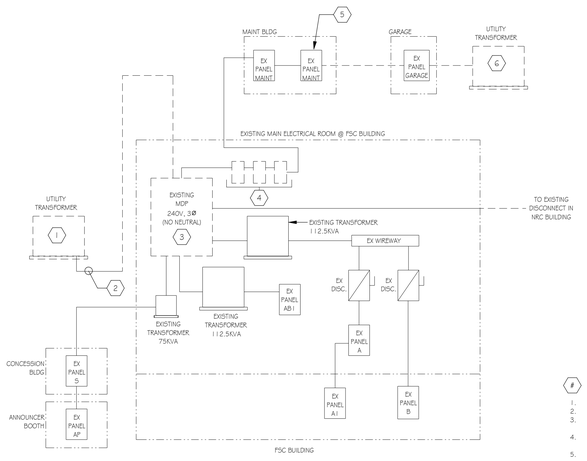

FSC BLDG POWER RISER - DEMOLITION

FSC KEY NOTES

1. COORDINATE WITH UTILITY TO REMOVE EXISTING TRANSFORMER AND REPLACE WITH NEW 120/208V, 3 PHASE.
2. EXISTING UNDERGROUND CONDUITS SHALL REMAIN FOR REUSE.
3. EXISTING CONDUITS UP SIDE OF BUILDING, WEATHERHEADS AND CONDUITS THROUGH WALL CHALL BE REMOVED IN THEIR ENTIRETY.
4. EXISTING TRANSFORMERS SHALL BE REMOVED AND TURNED OVER TO OWNER. EXISTING CONDUITS SHALL REMAIN FOR REUSE.
5. DISCONNECT AND REMOVE WIRING FROM 100A BREAKER TO GARAGE PANEL. EXISTING BREAKER SHALL REMAIN AND LABELED AS A SPARE.
6. REMOVE EXISTING TRANSFORMER AND TURN OVER TO OWNER. REMOVE ALL WIRING BETWEEN TRANSFORMERS. EXISTING FEEDER TO GARAGE PANEL SHALL REMAIN.
7. CONNECT EXISTING FEEDER TO NEW FEEDER FROM MDP. PROVIDE WEATHERPROOF COVER OVER OPENING.
8. (4) #1 # (1) #6 GRD IN 1 1/2" LIQUID-TITE CONDUIT INSTALLED INSIDE EXISTING 4"C. INSTALL PULL ROPE FOR FUTURE USE.
9. PROVIDE NEW TRANSFORMER 13.8kV PRIMARY, 120/240V, 3 PHASE, 4 WIRE, 500KVA AND INSTALL ON EXISTING PAD. RECONNECT GROUNDING AS REQUIRED.
10. 4 SETS OF (4) #500KCMIL IN (2) EXISTING 4"C AND (2) NEW 4"C
11. 2 SETS OF (4) #300KCMIL # (1) #1/0 GRD IN EXISTING 3" CONDUIT
12. 2 SETS OF (4) #300KCMIL # (1) #1/0 GRD IN EXISTING 4" CONDUIT

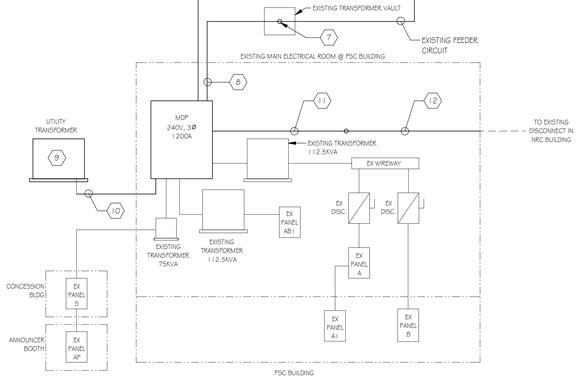

FSC BLDG POWER RISER - NEW

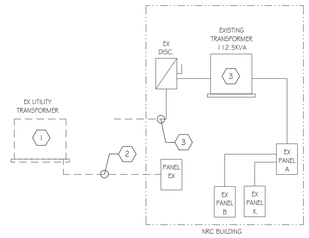

NRC POWER RISER - DEMOLITION

NRC KEY NOTES

1. REMOVE EXISTING TRANSFORMER AND TURN OVER TO OWNER. PROVIDE WEATHERPROOF COVER AND SEAL VAULT.
2. REMOVE EXISTING FEEDER CABLES FROM CONDUIT AND CAP.
3. REMOVE EXISTING CABLES, CONDUIT SHALL BE MODIFIED. SEE NEW WORK.
4. 2 SETS OF (4) #300KCMIL # (1) #1/0 GRD IN EXISTING 4" CONDUIT.
5. 2 SETS OF (4) #300KCMIL # (1) #1/0 GRD IN 4"C
6. (4) #3/0 # (1) #6 GRD IN 2 1/2"C
7. PROVIDE WIREWAY FOR TAPPING FEEDER FROM FSC BUILDING. SIZE ACCORDING TO NEC REQUIREMENTS.

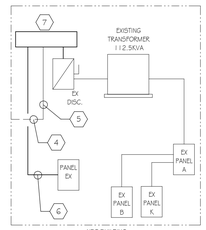

NRC POWER RISER - NEW

Branch Panel: MDP

Location: FSC ELECT ROOM
Mounting: Surface
Enclosure: Type 1
Volts: 120/240
Phases: 3
Wires: 4
A.I.C. Rating:
Mains Type:
Mains Rating: 1200 A
MCB Rating: 1200 A

Notes:

CKT	Circuit Description	Trip	Poles	A	B	C	A	B	C	Poles	Trip	Circuit Description	CKT
1	PANEL AP1	100 A	3	8333 VA			50000...			3	600 A	FSC BLDG	2
3	--	--	--		8333 VA			50000...		--	--	--	4
5	--	--	--			8333 VA			50000 VA	--	--	--	6
7	LTG TRANSFORMER	100 A	3	8333 VA			33000...			3	400 A	NRC BLDG	8
9	--	--	--		8333 VA			33000...		--	--	--	10
11	--	--	--			8333 VA			33000 VA	--	--	--	12
13	EX LOAD (NO LABEL)	70 A	3	6000 VA			5333 VA			3	200 A	CONCESSION STAND	14
15	--	--	--		6000 VA			5333 VA		--	--	--	16
17	--	--	--			6000 VA			5333 VA	--	--	--	18
19	SHOP PANEL	70 A	3	6000 VA			16333...			3	200 A	GARAGE	20
21	--	--	--		6000 VA			16333...		--	--	--	22
23	--	--	--			6000 VA			16333 VA	--	--	--	24
25	Power	20 A	3	167 VA			167 VA			3	100 A	SPARE	26
27	--	--	--		167 VA			167 VA		--	--	--	28
29	--	--	--			167 VA			167 VA	--	--	--	30
				133667 VA			133667 VA						
				1114 A			1114 A						

Legend:

Load Classification	Connected Load	Demand Factor	Estimated Demand	Panel Totals	
Power	401000 VA	100.00%	401000 VA		
				Total Conn. Load:	401000 VA
				Total Est. Demand:	401000 VA
				Total Conn.:	965 A
				Total Est. Demand:	965 A

Notes:

All dimensions, measurements and project conditions shall be checked and verified in the field by the contractor. Refer all differences, in writing, to the architect for consideration prior to proceeding with the work. The contractor shall bear the cost of rectifying work not approved by the architect, caused by lack of coordination and or notification.

STAMP

GREEN BUILDING ENGINEERS
2548 Brandywine Lane, York, PA 17404
412-841-4901

REVISIONS

No.	Description	Date
1	ADDENDUM #2	10-01-26

HAMMEL ASSOCIATES ARCHITECTS, LLC
25 E. Grant St. | Suite 102 | Lancaster, PA 17602 | 717.393.3713 | www.hammelarch.com

READING HOUSING AUTHORITY

PROJECT DESCRIPTION
OAKBROOK HOMES
OPPERTUNITY HOUSE PLAYGROUND IMPROVEMENTS

1001 SCOTT STREET
READING, PA 19611

SHEET TITLE
ELECTRICAL SCHEDULES & POWER RISER

ISSUE DATE	SCALE	
10.23.2026	AS NOTED	
FILE NUMBER	**DRAWN BY**	**CHECKED BY**
2532	SEA	SEA

E-200

ADDENDUM #5

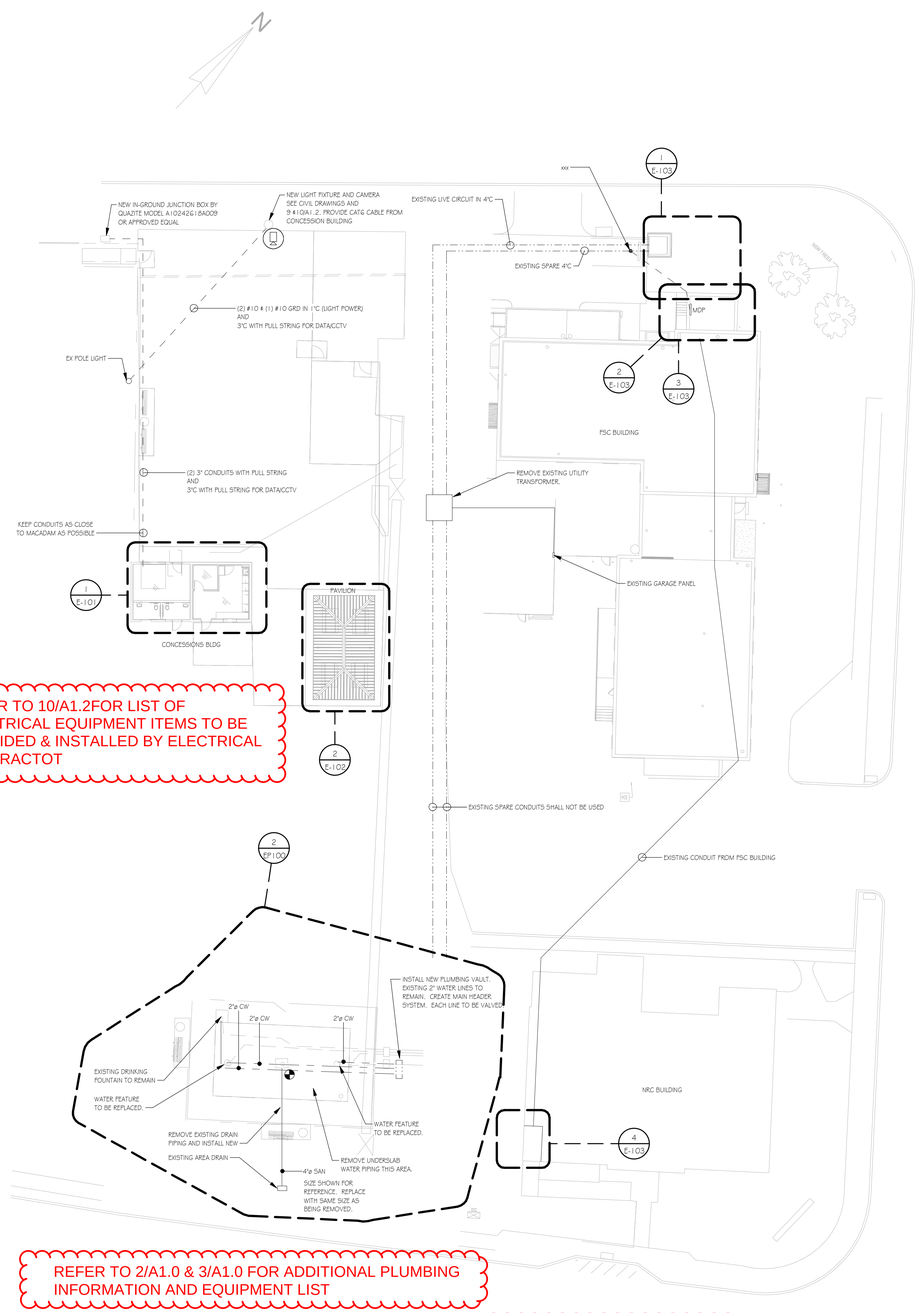

REFER TO 10/A1.2FOR LIST OF ELECTRICAL EQUIPMENT ITEMS TO BE PROVIDED & INSTALLED BY ELECTRICAL CONTRACTOT

REFER TO 2/A1.0 & 3/A1.0 FOR ADDITIONAL PLUMBING INFORMATION AND EQUIPMENT LIST

1 SITE PLAN ELECTRICAL & PLUMBING
SCALE: 1" = 20'-0"
0 20' 40'

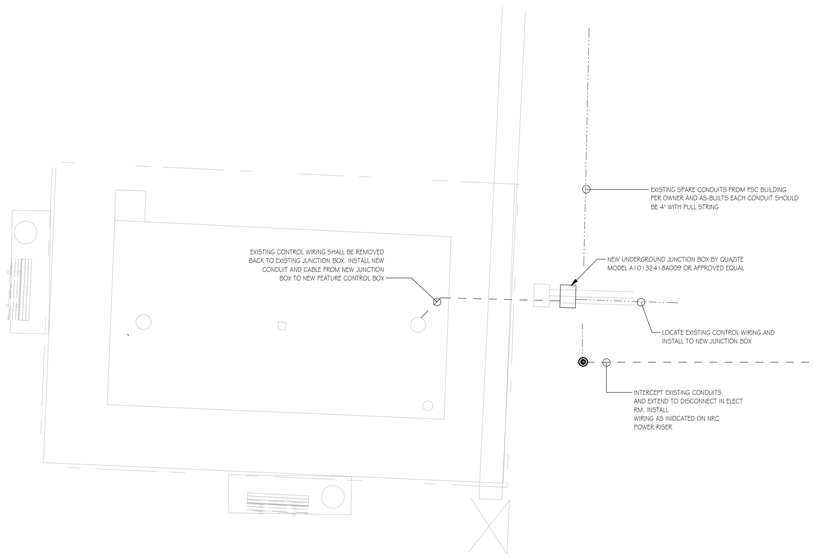

2 ENLARGED PLAN - WATER FEATURE - ELECTRICAL
SCALE: 1/8" = 1'-0"
0 8" 16" 32"

All dimensions, measurements and project conditions shall be checked and verified in the field by the contractor. Refer all differences, in writing, to the architect for consideration prior to proceeding with the work. The contractor shall bear the cost of rectifying work not approved by the architect, caused by lack of coordination and or notification.

STAMP

GREEN BUILDING ENGINEERS
2548 Brandywine Lane, York, PA 17404
412-841-4901

REVISIONS

No.	Description	Date
1	ADDENDUM #2	10-01-26

HAMMEL ASSOCIATES ARCHITECTS, LLC
25 E. Grant St. | Suite 102 | Lancaster, PA 17602 | 717.393.3713 | www.hammelarch.com

READING HOUSING AUTHORITY

PROJECT DESCRIPTION
OAKBROOK HOMES
OPPERTUNITY HOUSE PLAYGROUND IMPROVEMENTS

1001 SCOTT STREET
READING, PA 19611

SHEET TITLE
SITE PLAN

ISSUE DATE	SCALE	
10.23.2026	AS NOTED	
FILE NUMBER	**DRAWN BY**	**CHECKED BY**
2532	SEA	SEA

EP100

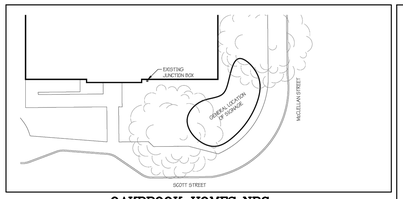

OAKBROOK HOMES: NRC
1001 SCOTT STREET
N.T.S

OAKBROOK HOMES NRC GENERAL INFORMATION

SIGN LOCATION:
1001 SCOTT STREET,
READING, PA 19611

WORK TO BE COMPLETED:
- EXCAVATION FOR, AND POURING OF, NEW MONOLITHIC FOUNDATION
- NEW MASONRY SIGN BASE WITH BRICK VENEER AND CAST STONE CAPS
- ALUMINUM BOX SIGN FOR CENTER NAME W/ POST-MOUNTED ACRYLIC LETTERS
- 6 SMALLER MODULAR TENANT PANELS AND 1 LARGER MODULAR TENANT PANEL
- ELECTRONIC MESSAGE CENTER
- ADDRESS IN POST-MOUNTED ACRYLIC LETTERS

NOTE:

SIGN TO BE INSTALLED UNDER SEPARATE CONTRACT.

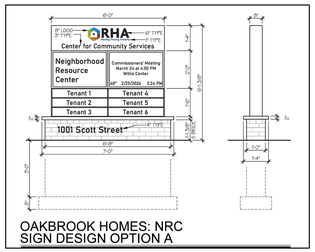

OAKBROOK HOMES: NRC
SIGN DESIGN OPTION A

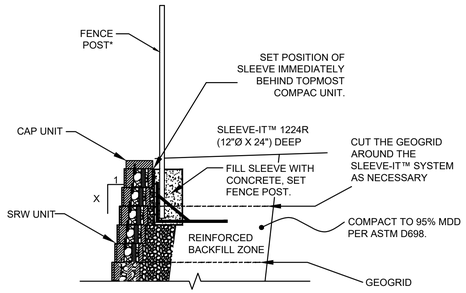

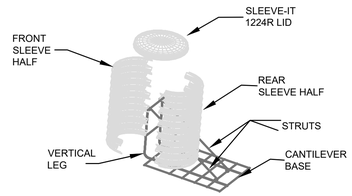

*FENCING SYSTEMS APPROVED FOR USE WITH THE SLEEVE-IT™ 1224R ARE LIMITED TO THE FOLLOWING HEIGHTS: CHAIN LINK - UP TO 8-FT, PRIVACY - UP TO 6-FT (WOODEN, PVC, METAL). POST SIZE 4"X4" MAX.

DETAIL OF FENCE POST INSTALLATION USING SLEEVE-IT 1224-R

N.T.S

NOTE: MATCH THE SAME RETAINING WALL MATERIAL AS LOCATED AT WILLIS CENTER FOR ADMINISTRATION: 400 HANCOCK BLVD, READING PA. 19611

NOTE:

12" TRIPLE RUBBER MATTING WEED SEAL MUST BE INSTALL UNDER ALL FENCING

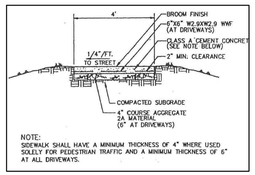

SIDEWALK DETAIL

NOT TO SCALE

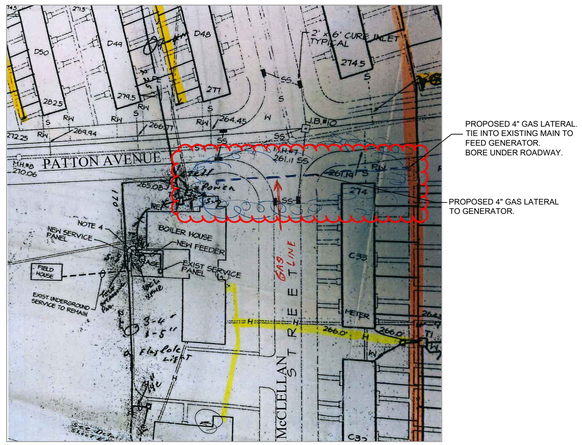

GENERATOR GAS LATERAL PLAN

NOT TO SCALE

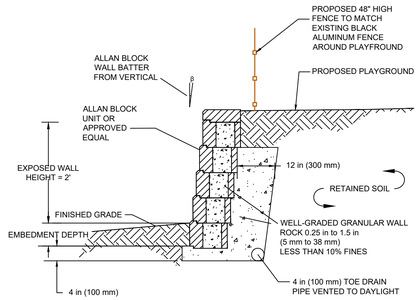

RETAINING WALL DETAIL
N.T.S

NOTE: MATCH THE SAME RETAINING MATERIAL AND FENCE AS LOCATED AT WILLIS CENTER FOR ADMINISTRATION: 400 HANCOCK BLVD, READING PA. 19611

ADDENDUM #5

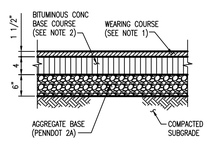

NOTES:

1. SUPERPAVE ASPHALT MIX DESIGN, HMA WEARING PG 64-22 9.5 MM 1 1/2" DEPTH.
2. SUPERPAVE ASPHALT MIX DESIGN, HMA BASE COURSE PG 64-22 25 MM 4" DEPTH.

NO.	REVISION	DATE	BY
1.	REVISED AS PER BCCD REVIEW COMMENTS DATED 7/22/26	7/29/26	RJD

DAUTRICH ENGINEERING
261 Preston Road
Wernersville, Pennsylvania 19565
Phone 610-415-0824
email: dautrich@ptd.net

SEAL

CIVIL DETAILS

PRELIMINARY/FINAL LAND DEVELOPMENT PLAN
OAKBROOK COMMUNITY REC. FIELD IMPROVEMENTS
CITY OF READING BERKS COUNTY PENNSYLVANIA

CLIENT
HAMMEL ASSOCIATES ARCHITECTS,LLC
25 EAST GRANT STREET
LANCASTER, PA 17602

DRAFT: RJD
CHK'D: RJD
DATE: 9/11/26
SCALE: N/A

JOB NO. 2601

SHEET NO. 3 of 5

DWG. NO. C.3.0

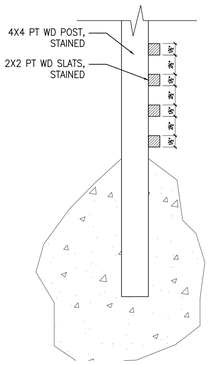

12 GENERATOR FENCING LOUVER DETAIL
A1.2 — 1 1/2" = 1'-0"

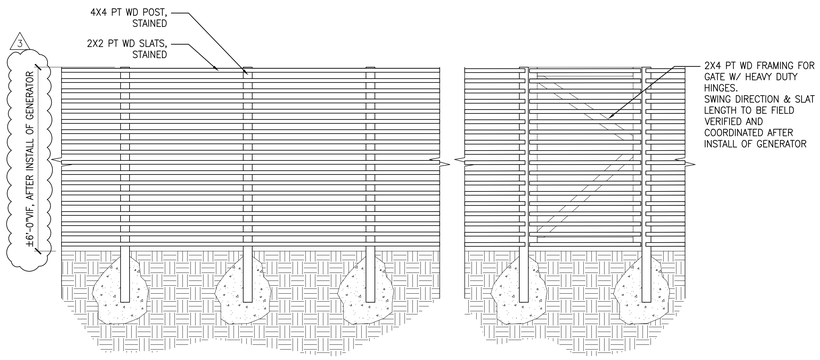

11 GENERATOR FENCING LOUVER DETAIL
A1.2 — 1/2" = 1'-0"

TILT-UP WINDOW IN EXSTING OPENING:
- BASIS OF DESIGN: ACTIV-WALL GAS-STRUT WINDOWS
- ±52"x52" (VERIFY CUSTOM SIZE IN FIELD)
- THERMALLY BROKEN ALUMINUM
- NO SILL
- BLACK SATIN POWDERCOAT FINISH
- INSULATED METAL ALUM PANEL INSTEAD OF GLAZING IN OPENING PANEL COLOR TO BE MATCHING ATAS REGAL BLUE
- CONTRACTOR TO SUPPLY & INSTALL EXTERIOR GRADE 24"X24" FULL COLORED DECAL LOGO INSTALLED CENTERED ON ALUM PANEL
- HANDLE ON INTERIOR SIDE ONLY

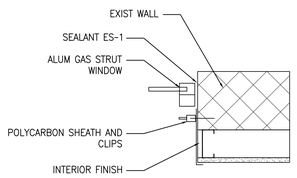

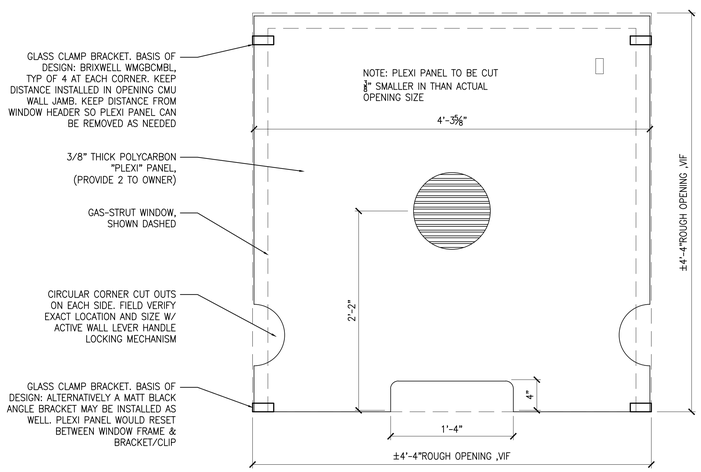

4 LOUVER DETAIL
A1.2 — 1 1/2" = 1'-0"

Bill of materials

Oakbrook Playground (2)

RHA Reading Housing Authority

Torrey Cooper
PA
United States

Axis products

	Part number	Qty
Cameras		
AXIS M4348-PLVE	03133-001	1
AXIS P3827-PVE	02450-001	1
AXIS P5654-E Mk II 60HZ	02915-001	1
Audio/visual alerters		
AXIS D4200-VE Network Strobe Speaker	02930-001	1
Accessories		
AXIS T91B57 Pole Mount 100-410 mm	01470-001	1
AXIS T91G61 Wall Mount	5506-951	1
AXIS T94S01P Conduit Back Box	01190-001	1

Products and part numbers for installation in: United States

10 ELEC PRODUCTS
A1.2 — NTS



8 FENCE SCOPE
A1.2 — NTS

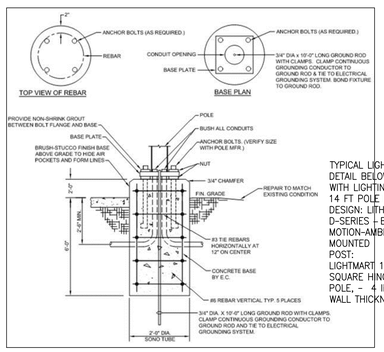

TYPICAL LIGHT POLE MOUNTING DETAIL BELOW. FINAL COORDINATION WITH LIGHTING REP & SUPPLIER.
14 FT POLE LIGHT: BASIS OF DESIGN: LITHONIA LIGHTING
D-SERIES - BLACK WITH MOTION-AMBIENT SENSOR - POST MOUNTED
POST:
LIGHTMART 14A4SSH125 14 FOOT SQUARE HINGED ALUMINUM LIGHT POLE, - 4 INCH WIDE, 0.125 INCH WALL THICKNESS

9 LIGHTPOST FOOTER
A1.2 — NTS



3 SLATE TEXTURED STAMP CONCRETE PATTERN
A1.2 — NTS

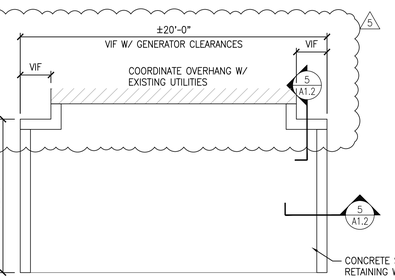

7 SLAB PLAN
A1.2 — 1/2" = 1'-0"



6 SLAB SECTION
A1.2 — 1/2" = 1'-0"

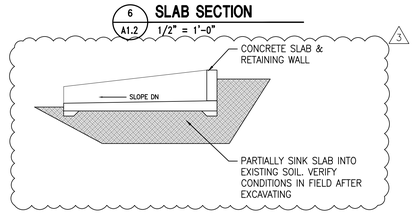

5 SLAB SECTION
A1.2 — 1/2" = 1'-0"

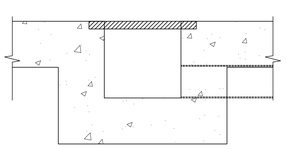

2 DRAIN SLAB DETAIL
A1.2 — 1 1/2" = 1'-0"

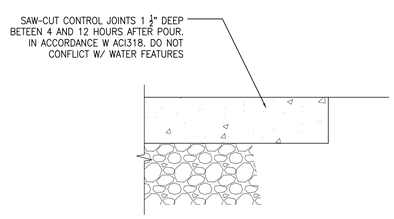

1 SLAB DETAIL
A1.2 — 1 1/2" = 1'-0"

ALL DIMENSIONS, MEASUREMENTS AND PROJECT CONDITIONS SHALL BE CHECKED AND VERIFIED IN THE FIELD BY THE CONTRACTOR. REFER ALL DIFFERENCES, IN WRITING, TO THE ARCHITECT FOR CONSIDERATION PRIOR TO PROCEEDING WITH THE WORK. THE CONTRACTOR SHALL BEAR THE COST OF RECTIFYING WORK NOT APPROVED BY THE ARCHITECT, CAUSED BY LACK OF COORDINATION AND OR NOTIFICATION.

STAMP

REVISIONS
3 ADDENDUM #3 - 2026.10.05
5 ADDENDUM #5 - 2026.10.26

HAMMEL ASSOCIATES ARCHITECTS, LLC
25 E. Grant St.|Suite 102 |Lancaster, PA 17602 |717.393.3713|www.hammelarch.com

READING
HOUSING AUTHORITY

PROJECT DESCRIPTION
OAKBROOK HOMES
OPPORTUNITY HOUSE PLAYGROUND IMPROVEMENTS
1001 SCOTT STREET
READING, PA 19611

SHEET TITLE	MISC DETAILS		
ISSUE DATE	2026.09.11	SCALE	AS NOTED
FILE NUMBER	2532	DRAWN BY SK	CHECKED BY SK

A1.2