HAMMEL ASSOCIATES ARCHITECTS, LLC
25 EAST GRANT STREET, SUITE 102 LANCASTER, PENNSYLVANIA 17602

Oakbrook Homes Recreational Field Improvements
1001 Scott Street
Reading, PA 19611

Architect's Project No: 2532

Addendum Issue Date: October 2, 2026

BID DUE DATE: **October 13, 2026**

**ADDENDUM # 1:**

Total pages: 2 page addendum with revision and clarifications.
3 drawings

**5 pages total**

**Attachments**

Drawing: E103,E200,EP100
Specifications

THE CONTENTS OF THIS ADDENDUM ALTER AND AMEND DRAWINGS AND SPECIFICATIONS DATED **SEPTEMBER 2026** FOR THE ABOVE REFERENCED PROJECT. THIS ADDENDUM SUPERSEDES AND SUPPLEMENTS ALL PORTIONS OF THE CONTRACT DOCUMENTS WITH WHICH IT CONFLICTS. ALL ASPECTS OF THE GENERAL CONDITIONS APPLY TO THIS ADDENDUM. ALL OTHER PROVISIONS OF THE CONTRACT DOCUMENTS NOT ALTERED OR AMENDED REMAIN PART OF THE CONTRACT WORK. COSTS FOR ALL ITEMS ENUMERATED IN THIS ADDENDUM SHALL BE ADDED OR DELETED TO THE CONTRACTOR'S BID, AS APPROPRIATE.

| SPECIFICATION / DRAWING NO | ACTION | DESCRIPTION |
|---|---|---|
| **REVISIONS - DRAWINGS** | | |
| E103 | REPLACE | • Replace the original drawing with the one attached |
| E200 | REPLACE | • Replace the original drawing with the one attached |
| EP100 | REPLACE | • Replace the original drawing with the one attached |

**BIDDERS ARE REQUIRED TO RETURN A SIGNED COPY OF THIS ADDENDUM WITH THE BID FOR CONSTRUCTION.**

NAME TITLE

COMPANY DATE

**END OF ADDENDUM #2 2026.10.02**

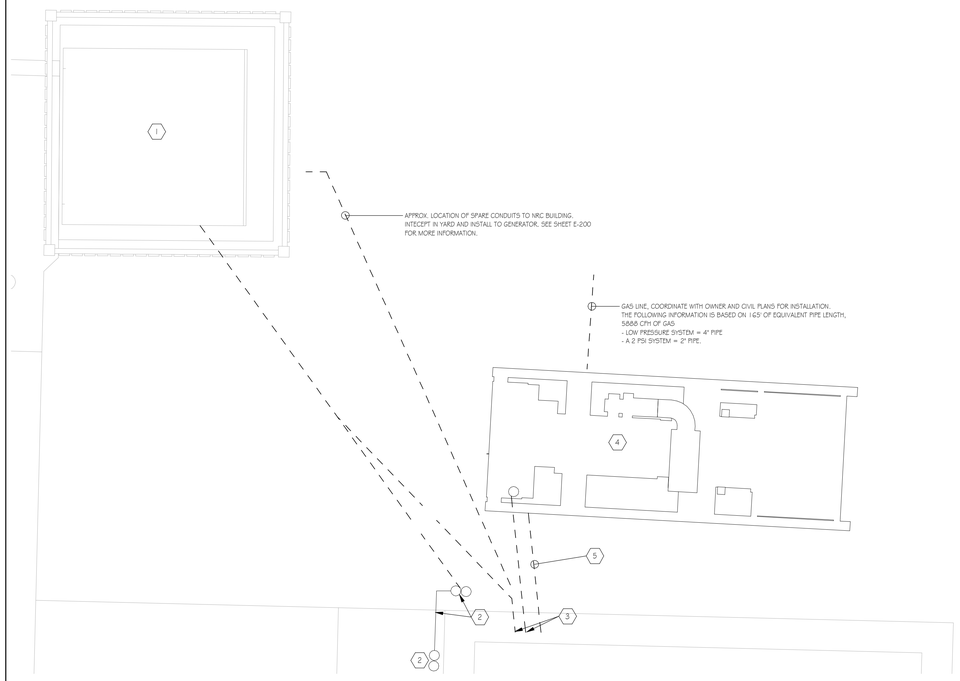


## 1 ENLARGED PLAN - TRANSFORMER/GENERATOR AREA

SCALE: 1/2" = 1'-0"

0 1' 2' 4'

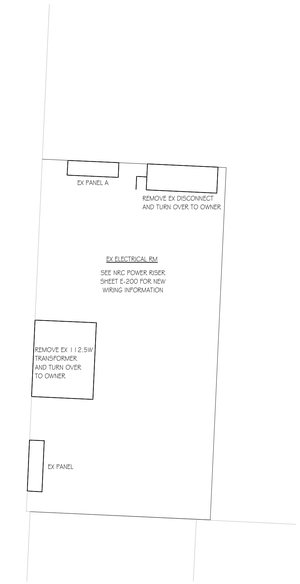


## 4 ELECTRICAL ROOM - NRC - DEMOLITION

SCALE: 1/2" = 1'-0"

0 1' 2' 4'

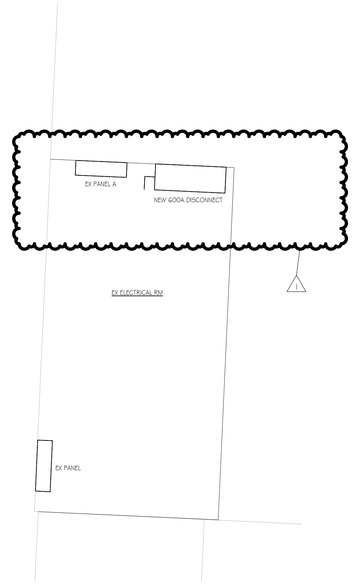


## 5 ELECTRICAL ROOM - NRC - POWER

SCALE: 1/2" = 1'-0"

0 1' 2' 4'

## 1 SHEET KEY NOTES

1. EXISTING UTILITY TRANSFORMER - SHALL BE REMOVED AND REPLACED WITH NEW 500KVA, 120/208V, 3 PHASE TRANSFORMER. COORDINATE ALL EFFORTS WITH OWNER.
2. REMOVE EXISTING CONDUIT ON WALL, WEATHERHEADS AND CONDUIT PENETRATION THROUGH WALL.
3. INSTALL NEW CONDUITS FROM TRANSFORMER AND GENERATOR UNDERGROUND TO NEW ATS
4. 500kW DUAL FUEL GENERATOR - KOHLER MODEL 500REZXD-SM4026, WITH (1) 1200A BREAKERS, OR APPROVED EQUAL. PAD TO BE PROVIDED BY G.C. ALL STARTUP, TESTING AND TRAINING SHALL BE PROVIDED BY MANUFACTURER UNDER CONTRACTORS CONTRACT. COORDINATE WITH OWNER FOR LOCATION OF E-STOP AND ANNUCIATOR PANEL.
5. INSTALL BATTERY CHARGER CIRCUIT TO A-21, PROVIDE 20A/1P BREAKER (BY SQUARE D), INSTALL BLOCK HEATER CIRCUIT TO A-23,25, PROVIDE 20A/2P BREAKER (BY SQUARE D).

## GENERAL NOTES

1. CONTRACTOR SHALL BE RESPONSIBLE FOR TEMPORARY POWER AND DOWNTIME SHALL BE KEPT AT A MINIMUM. NOTIFY OWNER 7 DAYS PRIOR TO ANY POWER SHUT-DOWN. SEE ARCHITECTURAL SPECIFICATIONS FOR TEMPORARY POWER REQUIREMENTS.
2. CONTRACTOR SHALL TURN OVER ALL WIRING REMOVED FROM THE ENTIRE PROJECT TO THE OWNER.

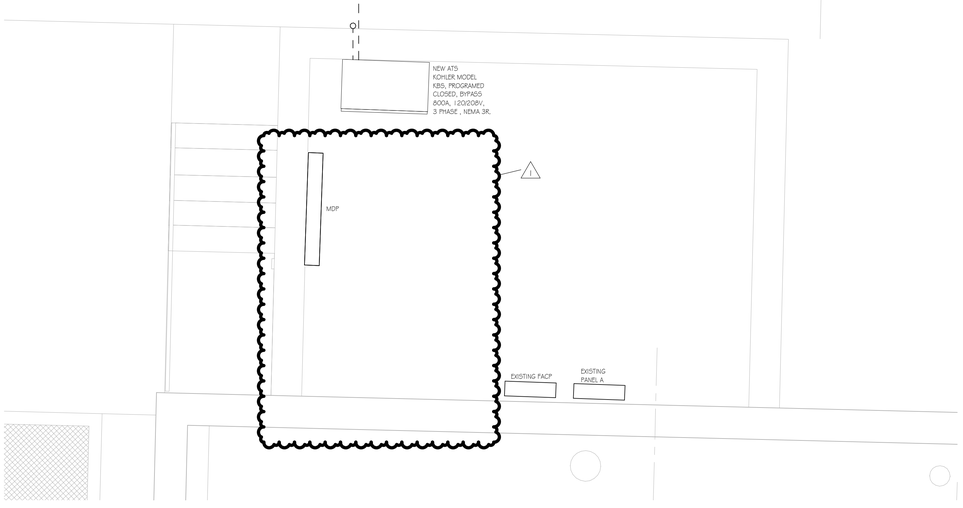


## 2 ENLARGED FLOOR PLAN - EXISTING ELECTRICAL ROOM

SCALE: 1/2" = 1'-0"

0 1' 2' 4'

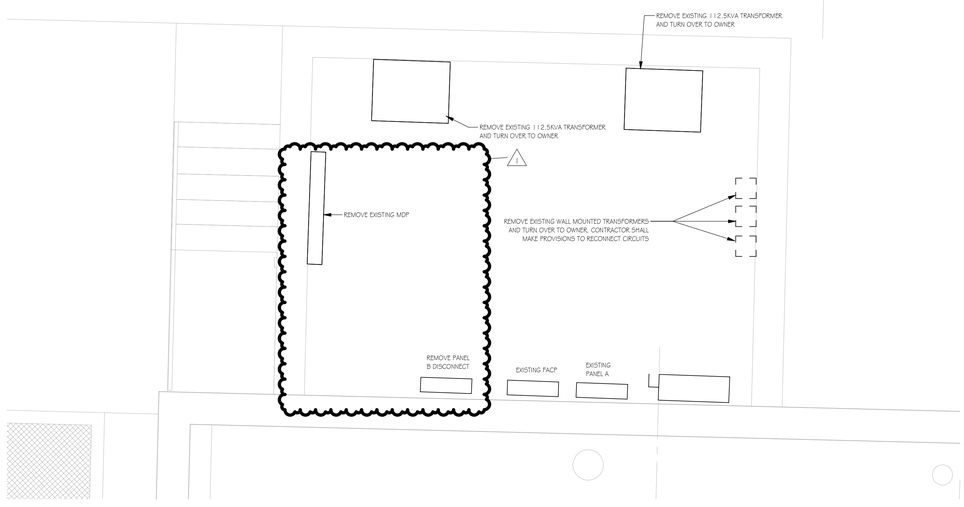


## 3 ENLARGED FLOOR PLAN - EXISTING ELECTRICAL ROOM DEMO

SCALE: 1/2" = 1'-0"

0 1' 2' 4'

All dimensions, measurements and project conditions shall be checked and verified in the field by the contractor. Refer all differences, in writing, to the architect for consideration prior to proceeding with the work. The contractor shall bear the cost of rectifying work not approved by the architect, caused by lack of coordination and or notification.

STAMP

GREEN BUILDING ENGINEERS
2548 Brandywine Lane, York, PA 17404
412-841-4901

**REVISIONS**

| No. | Description | Date |
|---|---|---|
| 1 | ADDENDUM #2 | 10-01-26 |

HAMMEL ASSOCIATES ARCHITECTS, LLC
25 E. Grant St. | Suite 102 | Lancaster, PA 17602 | 717.393.3713 | www.hammelarch.com

READING HOUSING AUTHORITY

**PROJECT DESCRIPTION**
OAKBROOK HOMES
OPPERTUNITY HOUSE PLAYGROUND IMPROVEMENTS

1001 SCOTT STREET
READING, PA 19611

**SHEET TITLE**
ENLARGED PLANS

| ISSUE DATE | SCALE | |
|---|---|---|
| 09.09.2026 | AS NOTED | |
| **FILE NUMBER** | **DRAWN BY** | **CHECKED BY** |
| 2532 | SEA | SEA |

E-103

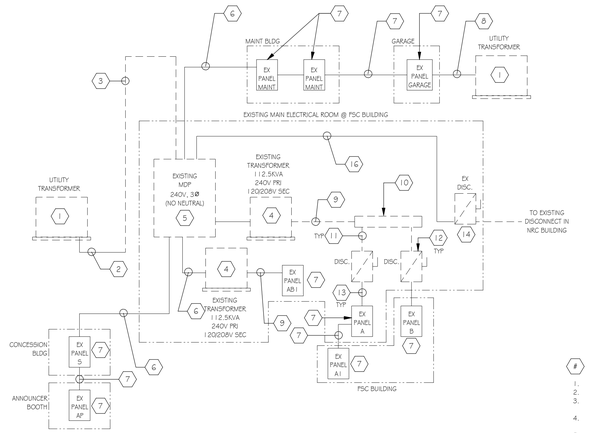


## FSC BLDG POWER RISER - DEMOLITION

## FSC KEY NOTES

1. COORDINATE WITH UTILITY TO REMOVE EXISTING TRANSFORMER AND REPLACE WITH NEW 120/208V., 3 PHASE.
2. EXISTING UNDERGROUND CONDUITS SHALL REMAIN FOR REUSE.
3. EXISTING CONDUITS UP SIDE OF BUILDING, WEATHERHEADS AND CONDUITS THROUGH WALL CHALL BE REMOVED IN THEIR ENTIRETY.
4. EXISTING TRANSFORMERS SHALL BE REMOVED AND TURNED OVER TO OWNER. MAKE PROVISIONS TO CONNECT EXISTING CONDUITS AND CABLES TO MAKE COMPLETE FEEDER CIRCUIT.
5. REMOVE EXISTING MDP.
6. ALL FEEDER CIRCUITS INTO MDP SHALL REMAIN FOR REINSTALLATION
7. EXISTING TO REMAIN.
8. FEEDER FROM GARAGE PANEL TO TRANSFORMER SHALL BE DISCONNECTED AND REMOVED IN ITS ENTIRETY.
9. REMOVE CONDUIT AND WIRING.
10. REMOVE EXISTING WIREWAY.
11. REMOVE CONDUIT AND WIRE BETWEEN DISCONNECT AND WIREWAY.
12. REMOVE EXISTING SAFETY SWITCH
13. EXISTING CONDUIT AND WIRE SHALL REMAIN WHERE IT LEAVES THE ELECTRICAL ROOM.
14. EXISTING SAFETY SWITCH SHALL BE REMOVED. EXISTING CONDUIT AND WIRE SHALL REMAIN FOR REINSTALLAATION.
15. PROVIDE NEW MDP, 1200A, 120/208V., 3 PHASE, 4 WIRE. PROVIDE THE FOLLOWING BREAKERS;
    a. 600A/3P - NRC BLDG
    b. 100/3P - EX PANEL
    c. 70A/3P - SHOP POWER
    d. 225A/3P - EX PANEL
    e. 100A/3P - EX PANEL
    f. 400A/3P - FSC BLDG
    g. 200A/3P - CONCESSION
    h. 100A/3P - LIGHTING
    i. 100A/3P - SPARE
16. CONTRACTOR SHALL CHECK ALL MOTORS THROUGH ALL FACILITIES FOR CORRECT ROTATIONS. RE-LABEL PANELS FOR ANY CHANGES.
17. 4 SETS OF (4) #500KCMIL # (1) #250 GRD IN (4) 3 1/2"C]
18. (4) #500KCMIL # (1) #1/0 GRD IN EXISTING CONDUIT.
19. (4) #3 (1) #6 GRD IN 2 1/2"C
20. CONNECT TO EXISTING CONDUIT WITHIN ROOM.
21. 2 SETS OF [(4) #500KCMIL IN (2) 3 1/2"C]

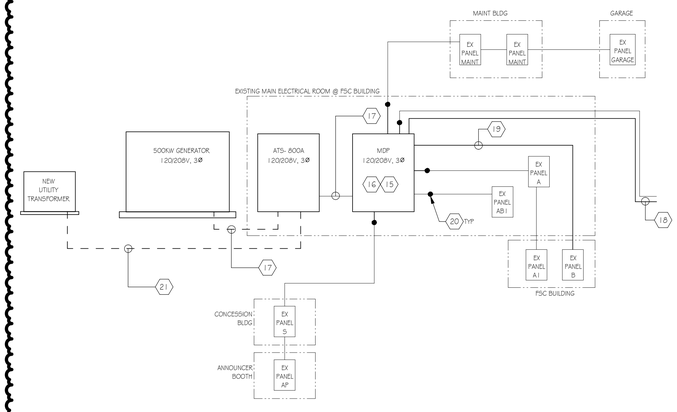


## FSC BLDG POWER RISER - NEW

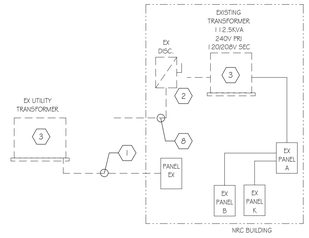


## NRC POWER RISER - DEMOLITION

## NRC KEY NOTES

1. INTERCEPT EXISTING FEEDERS AND REMOVE.
2. REMOVE EXISTING DISCONNECT AND TURN OVER TO OWNER.
3. REMOVE EXISTING TRANSFORMER AND TURN OVER TO OWNER.
4. INTERCEPT CONDUITS FROM FSC BUILDING AND INSTALL TO NEW DISCONNECT
5. (4) #500KCMIL # (1) #3 GRD IN 3 1/2"C
6. (4) #300 # (1) #6 GRD IN 2 1/2"C
7. RECONNECT EXISTING 400A FEEDER REMOVED FROM TRANSFORMER AND CONNECT NEW DISCONNECT.
8. EXISTING FEEDER SHALL BE DISCONNECTED FROM SAFETY SWITCH.
9. CONNECT TO EXISTING CIRCUIT WITHIN ROOM.
10. RECONNECT FEEDER FROM FSC BLDG TO NEW DISCONNECT.

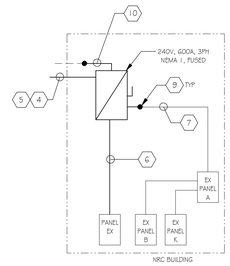


## NRC POWER RISER - NEW

All dimensions, measurements and project conditions shall be checked and verified in the field by the contractor. Refer all differences, in writing, to the architect for consideration prior to proceeding with the work. The contractor shall bear the cost of rectifying work not approved by the architect, caused by lack of coordination and or notification.

STAMP

GREEN BUILDING ENGINEERS
2548 Brandywine Lane, York, PA 17404
412-841-4901

**REVISIONS**

| No. | Description | Date |
|---|---|---|
| 1 | ADDENDUM #2 | 10-01-26 |

HAMMEL ASSOCIATES ARCHITECTS, LLC
25 E. Grant St. | Suite 102 | Lancaster, PA 17602 | 717.393.3713 | www.hammelarch.com

READING HOUSING AUTHORITY

**PROJECT DESCRIPTION**
OAKBROOK HOMES
OPPERTUNITY HOUSE PLAYGROUND IMPROVEMENTS

1001 SCOTT STREET
READING, PA 19611

**SHEET TITLE**
ELECTRICAL SCHEDULES & POWER RISER

| ISSUE DATE | SCALE | |
|---|---|---|
| 09.09.2026 | AS NOTED | |
| **FILE NUMBER** | **DRAWN BY** | **CHECKED BY** |
| 2532 | SEA | SEA |

E-200

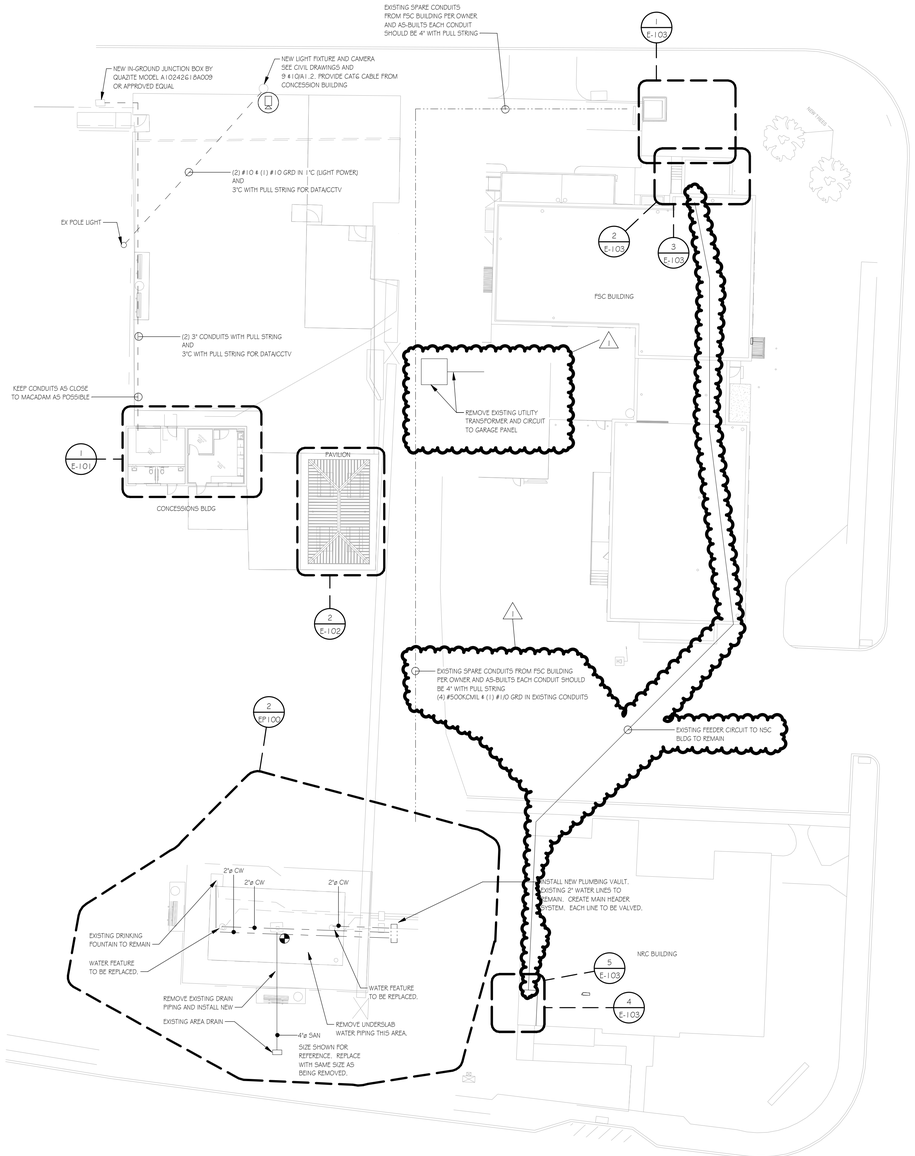


1 SITE PLAN

SCALE: 1" = 20'-0"

0 20' 40'

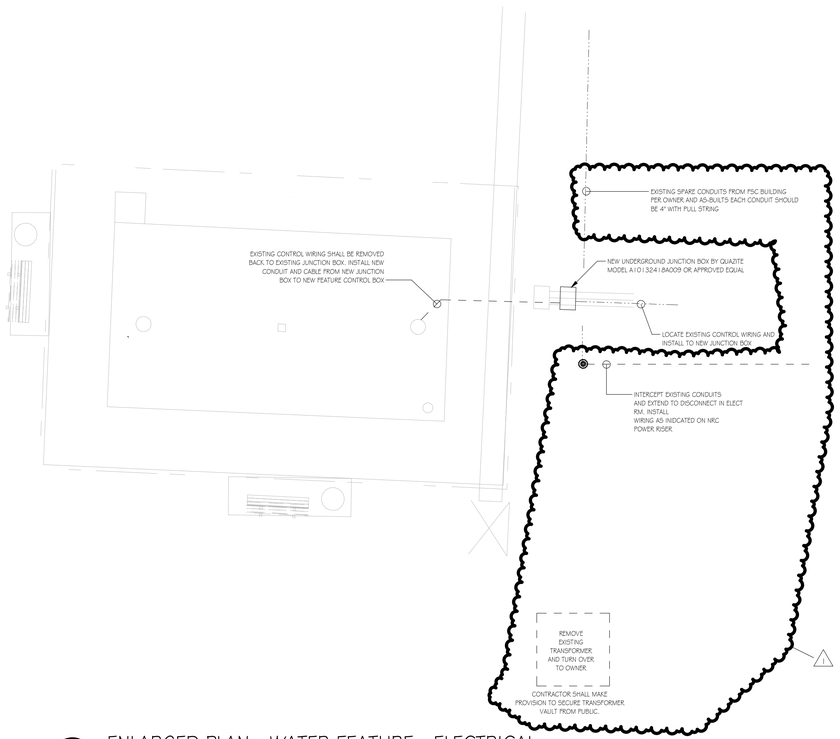


2 ENLARGED PLAN - WATER FEATURE - ELECTRICAL

SCALE: 1/8" = 1'-0"

0 8' 16' 32'

All dimensions, measurements and project conditions shall be checked and verified in the field by the contractor. Refer all differences, in writing, to the architect for consideration prior to proceeding with the work. The contractor shall bear the cost of rectifying work not approved by the architect, caused by lack of coordination and or notification.

STAMP

GREEN BUILDING ENGINEERS
2548 Brandywine Lane, York, PA 17404
412-841-4901

**REVISIONS**

| No. | Description | Date |
|---|---|---|
| 1 | ADDENDUM #2 | 10-01-26 |

HAMMEL ASSOCIATES ARCHITECTS, LLC
25 E. Grant St. | Suite 102 | Lancaster, PA 17602 | 717.393.3713 | www.hammelarch.com

READING
HOUSING
AUTHORITY

**PROJECT DESCRIPTION**
OAKBROOK HOMES
OPPERTUNITY HOUSE PLAYGROUND IMPROVEMENTS

1001 SCOTT STREET
READING, PA 19611

**SHEET TITLE**
SITE PLAN

| ISSUE DATE | SCALE | |
|---|---|---|
| 09.09.2026 | AS NOTED | |
| **FILE NUMBER** | **DRAWN BY** | **CHECKED BY** |
| 2532 | SEA | SEA |

EP100