

PROJECT TEAM

CLIENT
Tredyffrin/Easttown School
District
940 West Valley Road, Suite
1700
Wayne, PA 19087

ARCHITECTURAL
Heckendorn Shiles Architects
347 East Conestoga Road
Wayne, PA 19087
610-994-3500

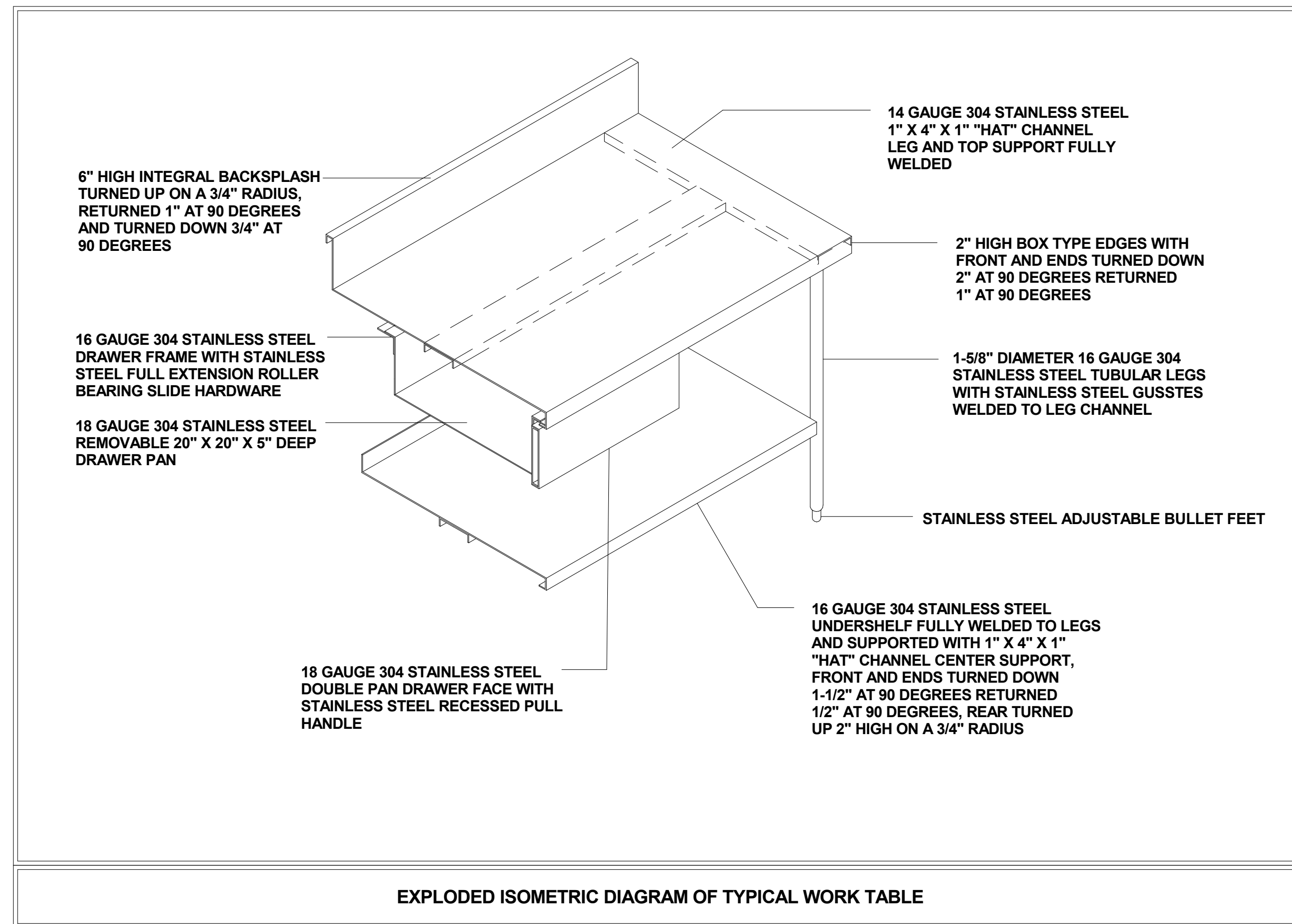
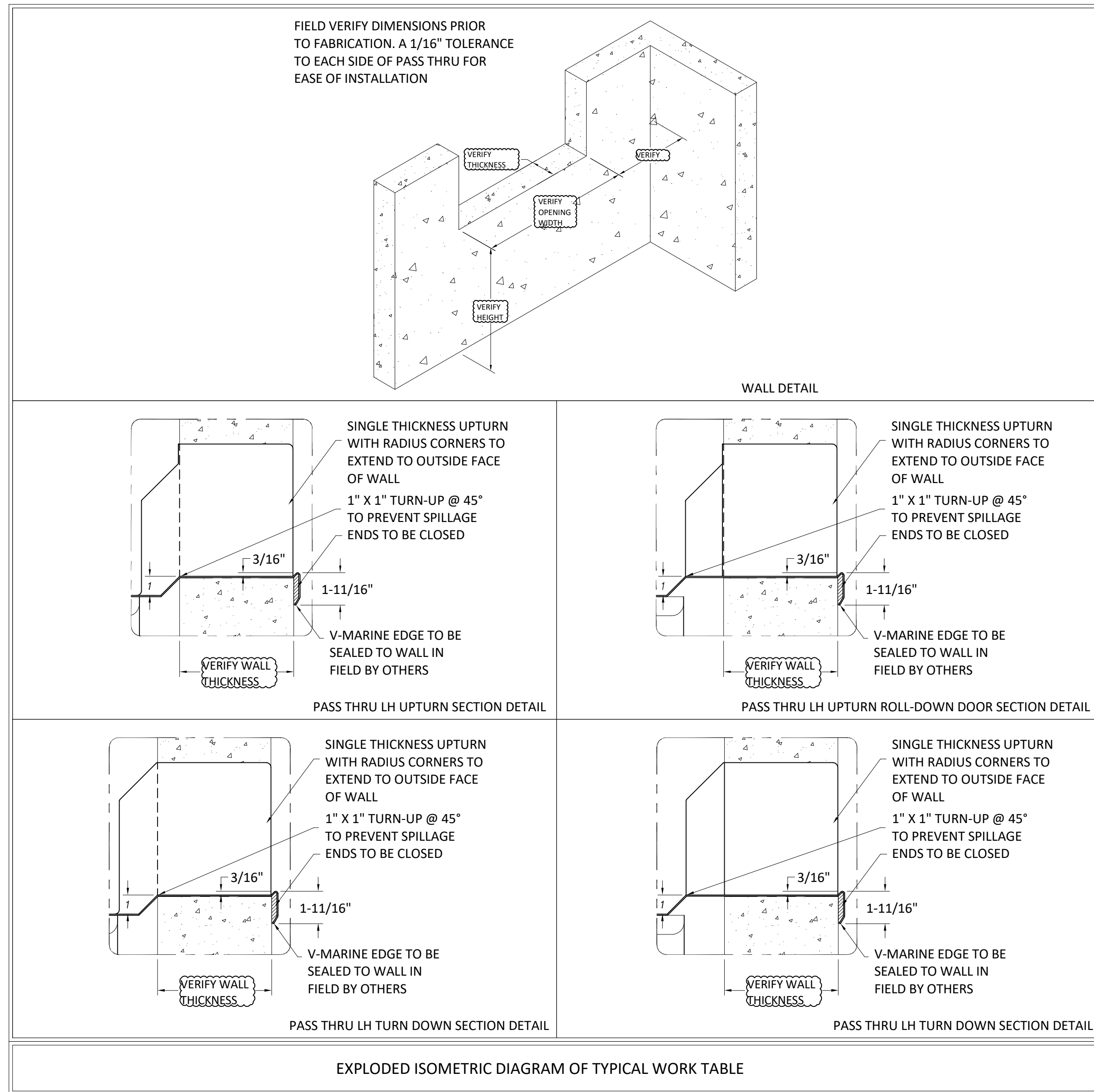
STRUCTURAL ENGINEER
A.W. Lockup Corporation
500 Fayette Street, Suite 100
Conshohocken, PA 19428
610-825-2600

MEPP ENGINEER
Schiller & Hersh Associates
636 W Skippack Pike #200
Blue Bell, PA 19422
215-886-8947

SITE/CIVIL ENGINEER
Pennoni Associates, Inc.
158 W Gay Street, Suite 300
West Chester, PA 19382
610-429-8907

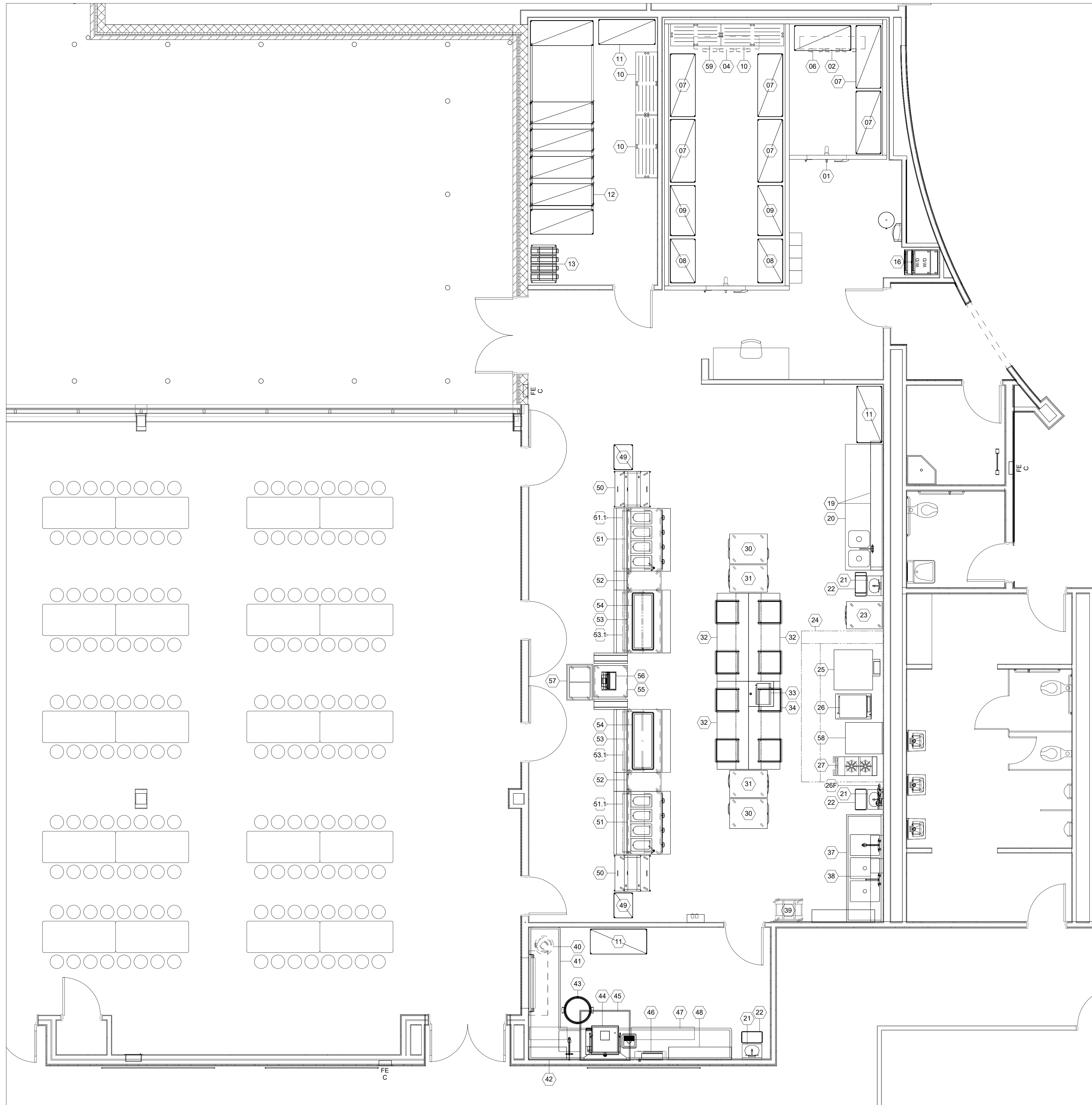
FOOD SERVICE
Corsi Associates
1001 Baltimore Pike, Suite 308
Springfield, PA 19064
610-541-0822

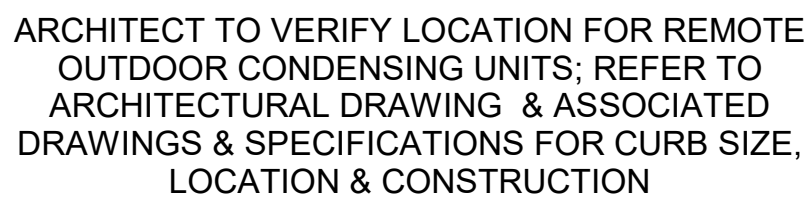
NOT FOR
CONSTRUCTION




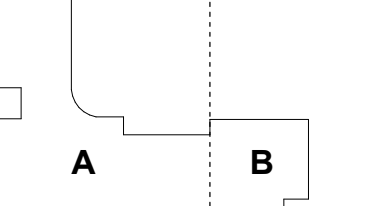
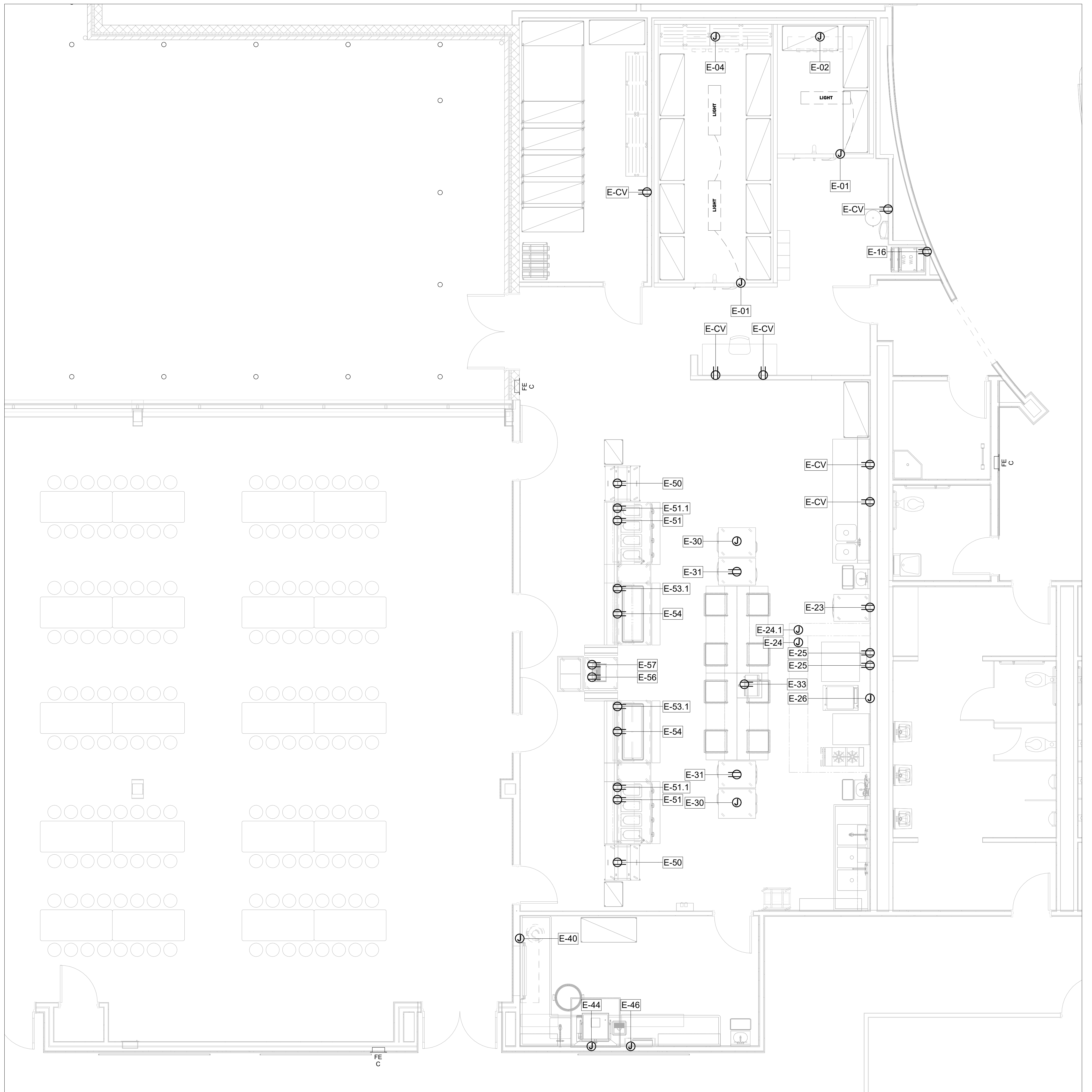
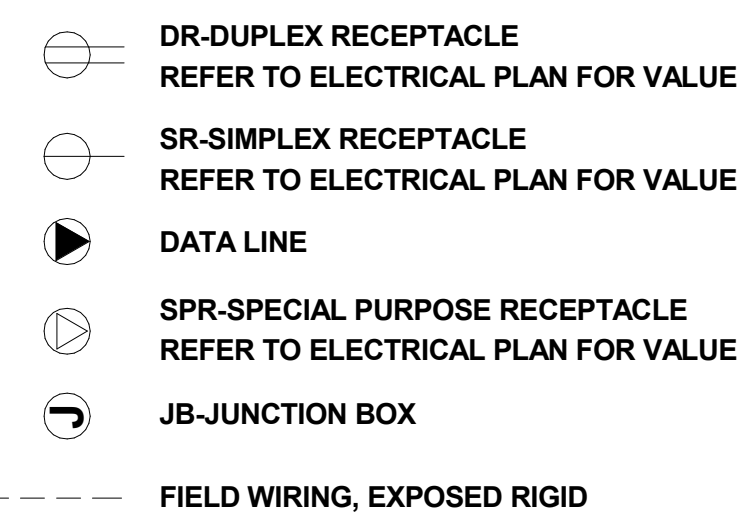
ARCHITECT TO VERIFY LOCATION FOR REMOTE OUTDOOR CONDENSING UNITS; REFER TO ARCHITECTURAL DRAWING & ASSOCIATED DRAWINGS & SPECIFICATIONS FOR CURB SIZE, LOCATION & CONSTRUCTION

FOODSERVICE EQUIPMENT SCHEDULE					
ITEM NO.	QTY.	DESCRIPTION	MANUFACTURER	MODEL	REMARKS
01	1	WALK-IN COOLER/FREEZER COMBO	ARCTIC INDUSTRIES		
02	1	EVAPORATOR COIL, WALK-IN COOLER	ARCTIC INDUSTRIES		
03	1	CONDENSING UNIT, WALK-IN COOLER	ARCTIC INDUSTRIES		
04	1	EVAPORATOR COIL, WALK-IN FREEZER	ARCTIC INDUSTRIES		
05	1	CONDENSING UNIT, WALK-IN FREEZER	ARCTIC INDUSTRIES		
06	1	WIRE SHELVING, 4-TIERS, 70"H POSTS	METRO	PR2454NK3	
07	6	WIRE SHELVING, 4-TIERS, 70"H POSTS	METRO	PR2469NK3	
08	2	WIRE SHELVING, 4-TIERS, 70"H POSTS	METRO	PR2442NK3	
09	2	WIRE SHELVING, 4-TIERS, 70"H POSTS	METRO	PR2448NK3	
10	3	DUNNAGE RACK	CAMBRO	DRS600131	
11	3	WIRE SHELVING, 5-TIERS, 74"H POSTS	METRO	PR2454NK3	
12	1	HIGH DENSITY SHELVING SYSTEM, TOP TRACK, 5 TIER	METRO	TT17-E2460M2460P	
13	1	CAN RACK	EAGLE GROUP/METAL MASTERS	CRC4	
14	1	SPARE NUMBER			
15	1	SPARE NUMBER			
16	1	WASHER/DRYER, STACKED	N.I.C. - BY OTHERS		N.I.C. - BY OTHERS
17	1	SPARE NUMBER			
18	1	SPARE NUMBER			
19	2	SHELF, WALL MOUNT	EAGLE GROUP/METAL MASTERS	WS12120-14/3	
20	1	WORK TABLE W/ DOUBLE PREP SINK	EAGLE GROUP/METAL MASTERS	T30120SE-BS	
21	3	HAND SINK, WALL MOUNT	EAGLE GROUP/METAL MASTERS	HSA-10-FAW	
22	3	TRASH CAN, SLIM	RUBBERMAID	FG354060GRAY	
23	1	REACH-IN FREEZER	CONTINENTAL REFRIGERATOR	1FNSS	
24	1	EXHAUST HOOD W/ ANSUL CABINET	CAPTIVE-AIRE		
25	1	DOUBLE CONVECTION OVEN	BLOODETT	DFG100 Double	
26	1	CONVECTION STEAMER, GAS	GROEN	HY-10SG-24	
26F	1	KLEENSTEAM II SINGLE	PENTAIR	EV9797-21	
27	1	2-BURNER RANGE	GARLAND	C18-7S	
28	1	SPARE NUMBER			
29	1	SPARE NUMBER			
30	2	HEATED CABINET, PASS-THRU	CONTINENTAL REFRIGERATOR	DL1WE-SS-PT	
31	2	REFRIGERATOR, PASS-THRU	CONTINENTAL REFRIGERATOR	1RNSSPT	
32	3	WORK TABLE	EAGLE GROUP/METAL MASTERS	T3084SE	
33	1	COMMERCIAL MICROWAVE OVEN	PANASONIC	NE-1054F	
34	1	WORK TABLE	EAGLE GROUP/METAL MASTERS	T3084SE	
35	1	SPARE NUMBER			
36	1	SPARE NUMBER			
37	1	THREE-COMPARTMENT SINK	EAGLE GROUP/METAL MASTERS	FN2860-3-18-14/3	
38	1	POT SHELF, WALL MOUNT	EAGLE GROUP/METAL MASTERS	WSP1260	
39	1	BUN PAN RACK	CHANNEL	404A	
40	1	FOOD WASTE DISPOSER	SALVAJOR	300-CA-ARSS-LD-PP	
41	1	SOILED DISHTABLE, L-SHAPED	EAGLE GROUP/METAL MASTERS	CUSTOM	
42	1	POT SHELF, WALL MOUNT	EAGLE GROUP/METAL MASTERS	WSP1236	
43	1	TRASH CAN, 55 GAL	RUBBERMAID	FG265590GRAY	
44	1	DISHWASHER, DOOR TYPE, HIGH TEMP ELECTRIC	HOBART	AM16T-ASR	
45	1	CONDENSATE HOOD	CAPTIVE-AIRE		
46	1	BLOWER/DRYER, WAREWASHER	SAN-AIRE INDUSTRIES	PD-100-M	
47	1	CLEAN DISHTABLE	EAGLE GROUP/METAL MASTERS	CDTL-108-14/3	
48	1	POT SHELF, WALL MOUNT	EAGLE GROUP/METAL MASTERS	WSP1260	
49	2	SNACK RACK	METRO	PR1824NK3	BLACK MATTE FINISH
50	2	MILK COOLERS	TRUE MANUFACTURING	TMC-34-S-SS-HC	
51	2	HOT FOOD COUNTER	DUKE MANUFACTURING	TEHF-60SS	
51.1	2	SNEEZE GUARD	DUKE MANUFACTURING	TS540-60	
52	2	FLAT TOP COUNTER	DUKE MANUFACTURING	TSST-18SS	
53	2	FLAT TOP COUNTER	DUKE MANUFACTURING	TSST-60SS	
53.1	2	SNEEZE GUARD	DUKE MANUFACTURING	TS580-60-1SN	
54	2	FROST TOP, DROP-IN	DUKE MANUFACTURING	RFT2-SL	
55	1	CASHIER COUNTER	DUKE MANUFACTURING	TCS-30SS	
56	1	P.O.S. SYSTEM	N.I.C. - BY OTHERS		N.I.C. - BY OTHERS
57	1	NOVELTY ICE CREAM	N.I.C. - BY OTHERS		N.I.C. - BY OTHERS
58	1	SPREADER TABLE	EAGLE GROUP/METAL MASTERS	T3630SE-BS	
59	1	DUNNAGE RACK	CAMBRO	DRS480480	





LEGEND - ELECTRICAL CONNECTIONS



PROJECT TEAM

CLIENT
Tredyffrin/Easttown School District
940 West Valley Road, Suite 1700
Wayne, PA 19087
610-240-1900

ARCHITECTURAL
Heckendorn Shiles Architects
347 East Conestoga Road
Wayne, PA 19087
610-994-3500

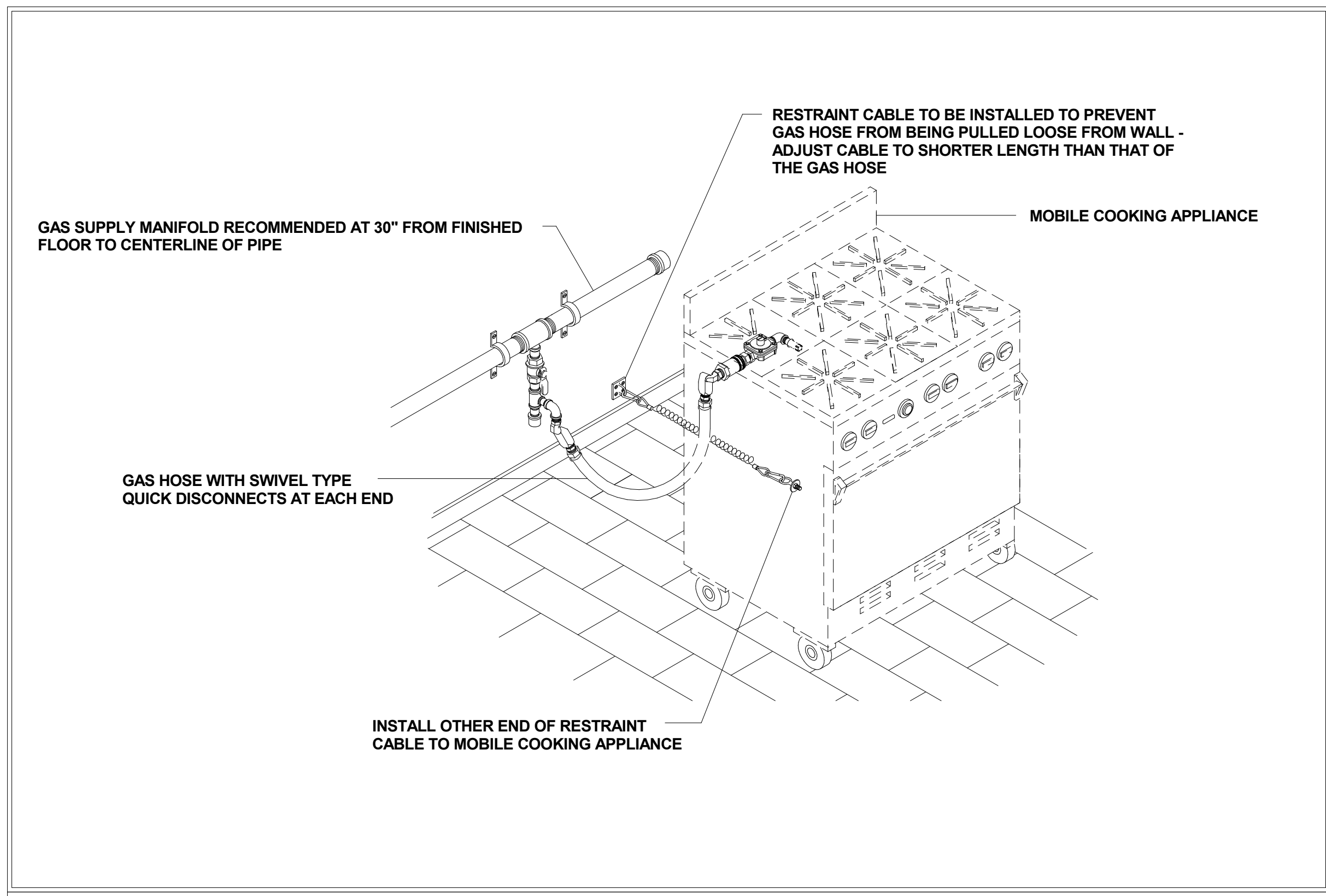
STRUCTURAL ENGINEER
A.W. Lockup Corporation
500 Fayette Street, Suite 100
Conshohocken, PA 19428
610-825-2600

MEPP ENGINEER
Schiller & Hersh Associates
636 W Skippack Pike #200
Blue Bell, PA 19422
215-886-8947

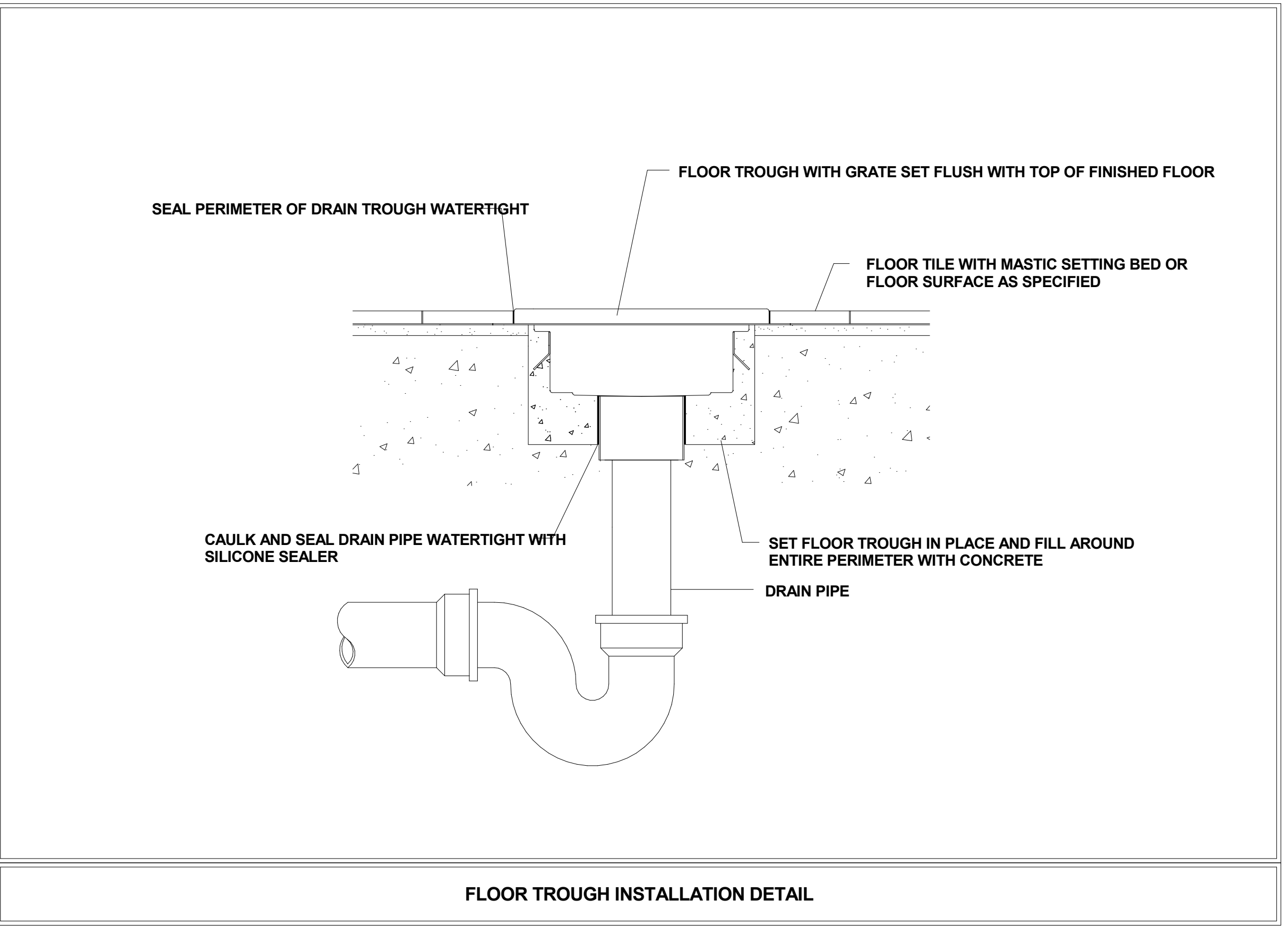
SITE/CIVIL ENGINEER
Pennoni Associates, Inc.
158 W Gay Street, Suite 300
West Chester, PA 19382
610-429-8907

FOOD SERVICE
Corsi Associates
1001 Baltimore Pike, Suite 308
Springfield, PA 19064
610-541-0822

NOT FOR
CONSTRUCTION



QUICK DISCONNECT GAS HOSE ASSEMBLY INSTALLATION DETAIL

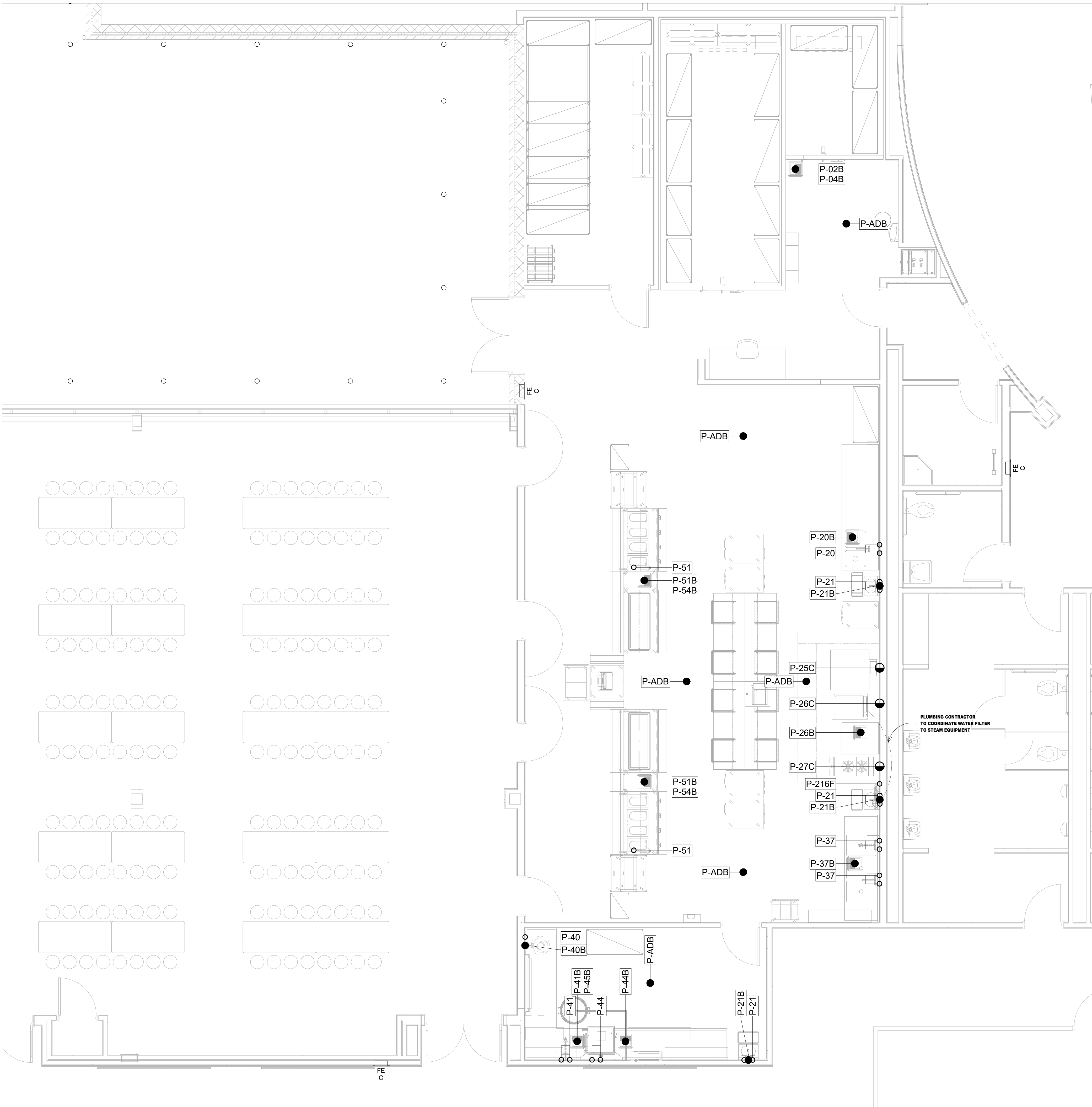


FLOOR TROUGH INSTALLATION DETAIL

FOODSERVICE PLUMBING SCHEDULE													PLUMBING REMARKS
ITEM NO. (P)	QTY.	CW SIZE	CW ROUGH-IN HEIGHT	HW SIZE	HW ROUGH-IN HEIGHT	IDW SIZE (B)	DW SIZE (B)	DW ROUGH-IN HEIGHT	GAS SIZE (C)	GAS BTU	GAS ROUGH-IN HEIGHT	DESCRIPTION	
02	1					3/4"						EVAPORATOR COIL, WALK-IN COOLER	
04	1					3/4"						EVAPORATOR COIL, WALK-IN FREEZER	
16	1											WASHER/DRYER, STACKED	KEC TO VERIFY UTILITY REQUIREMENTS
20	1	1/2"	1'- 6"	1/2"	1'- 6"	1 1/2"						WORK TABLE W/ DOUBLE PREP SINK	
21	3	1/2"	1'- 6"	1/2"	1'- 6"		1 1/2"	1'- 6"				HAND SINK, WALL MOUNT	
25	1								3/4"	110000.000 Btu/h	2'- 6"	DOUBLE CONVECTION OVEN	GAS TO BE MANIFOLD
26	1	1/2"	2'- 0"			1 1/4"			1/2"	200000.000 Btu/h	2'- 6"	CONVECTION STEAMER, GAS	*CW FROM FILTER ITEM #26F
26F	1	1/2"	7'- 0"									KLEENSTEAM II SINGLE	INTERCONNECT TO STEAMER ITEM #26
27	1								1 1/4"	80000.000 Btu/h	2'- 6"	2-BURNER RANGE	
37	1	1/2"	1'- 6"	1/2"	1'- 6"	1 1/2"						THREE-COMPARTMENT SINK	
40	1	1/2"	1'- 0"				2"	1'- 6"				FOOD WASTE DISPOSER	
41	1	1/2"	1'- 6"	1/2"	1'- 6"	1 1/2"						SOILED DISHTABLE, L-SHAPED	
44	1	1/2"	1'- 0"	3/4"	1'- 0"	1 1/2"						DISHWASHER, DOOR TYPE, HIGH TEMP ELECTRIC	
45	1					1 1/2"						CONDENSATE HOOD	
51	2	1/2"	0'- 6"			3/4"						HOT FOOD COUNTER	INCLUDE FILL FAUCET
54	2					1/2"						FROST TOP, DROP-IN	
AD	6						3"					AREA DRAIN - N.I.C. - BY OTHERS	
FS	8						4"					FLOOR SINK - N.I.C. - BY OTHERS	*DRAIN AT FLOOR

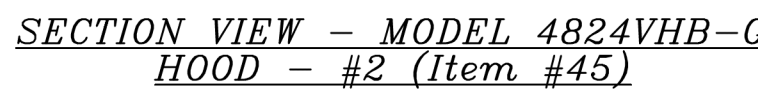
LEGEND - PLUMBING CONNECTIONS

- CW-COLD WATER
- HW-HOT WATER
- GAS
- WASTE, DIRECT-CONNECTED UNLESS NOTED "OPEN HUB"
- FLOOR DRAIN
- FLOOR SINK WITH HALF GRATE UNLESS NOTED OTHERWISE
- FIELD CONNECTIONS



DRAWING NUMBER

FS-2.0

560 Stokes Road, Unit 13A6, Medford

Delaware / South NJ Mechanical

.....

MASTER DRAWING

SHEET NO.
2

DRAWING NUMBER

FS-2.1

