



phone: 215.829.0922 x###
CONTACT PERSON: PM Name

OWNER
West Chester Area School District
phone: 484.266.1281
CONTACT PERSON: Damon Gonzaga

CIVIL ENGINEER
Stantec Consulting Services
phone: 610.840.2500
CONTACT PERSON: Charles J. Olivo, PE

STRUCTURAL ENGINEER
Baker, Ingram & Associates
phone: 856.310.1491
CONTACT PERSON: Brian D. McGlade, PE

MEP & FP
Snyder Hoffman Associates, Inc.
phone: 610.694.8020
CONTACT PERSON: Jeff Machik, PE

Project:
**Mary C. Howse
Elementary**

Project Address:
**641 Boot Road
West Chester, PA 19380**

Sheet Title:
**ENLARGED PLANS &
INTERIOR
ELEVATIONS - TOILET
ROOMS**

Scale

DUTY TO INSPECT CONTRACT DOCUMENTS PRIOR TO STARTING WORK:
Any party who relies in part or whole on the content of these Construction Documents shall, before beginning any work, be responsible for fully inspecting the complete set of Contract Documents, including all Drawings, Specifications, and Addenda, for completeness, conflicts, scope of work, and suitability for constructing the building. All parties relying on these documents represent that they have expertise in the area of their responsibility and are knowledgeable regarding industry standards, product requirements and code requirements and therefore are qualified to fully evaluate and interpret the contract documents. All parties relying on these documents must, prior to beginning work, submit all requests for clarifications and additional information to the Architect in writing. All parties who begin work hereby certify that the documents are suitable for their intended purposes unless noted in specific written exception beforehand.

Warning: Actual conditions may vary from conditions shown on this drawing. Confirm all information in the field before proceeding with any work and notify the Architect in writing if a variation is discovered.

This drawing is not to be copied or transmitted in any form without the express written authorization of Blackney Hayes Architects. All ideas and concepts depicted or suggested in this drawing are the property of Blackney Hayes Architects.

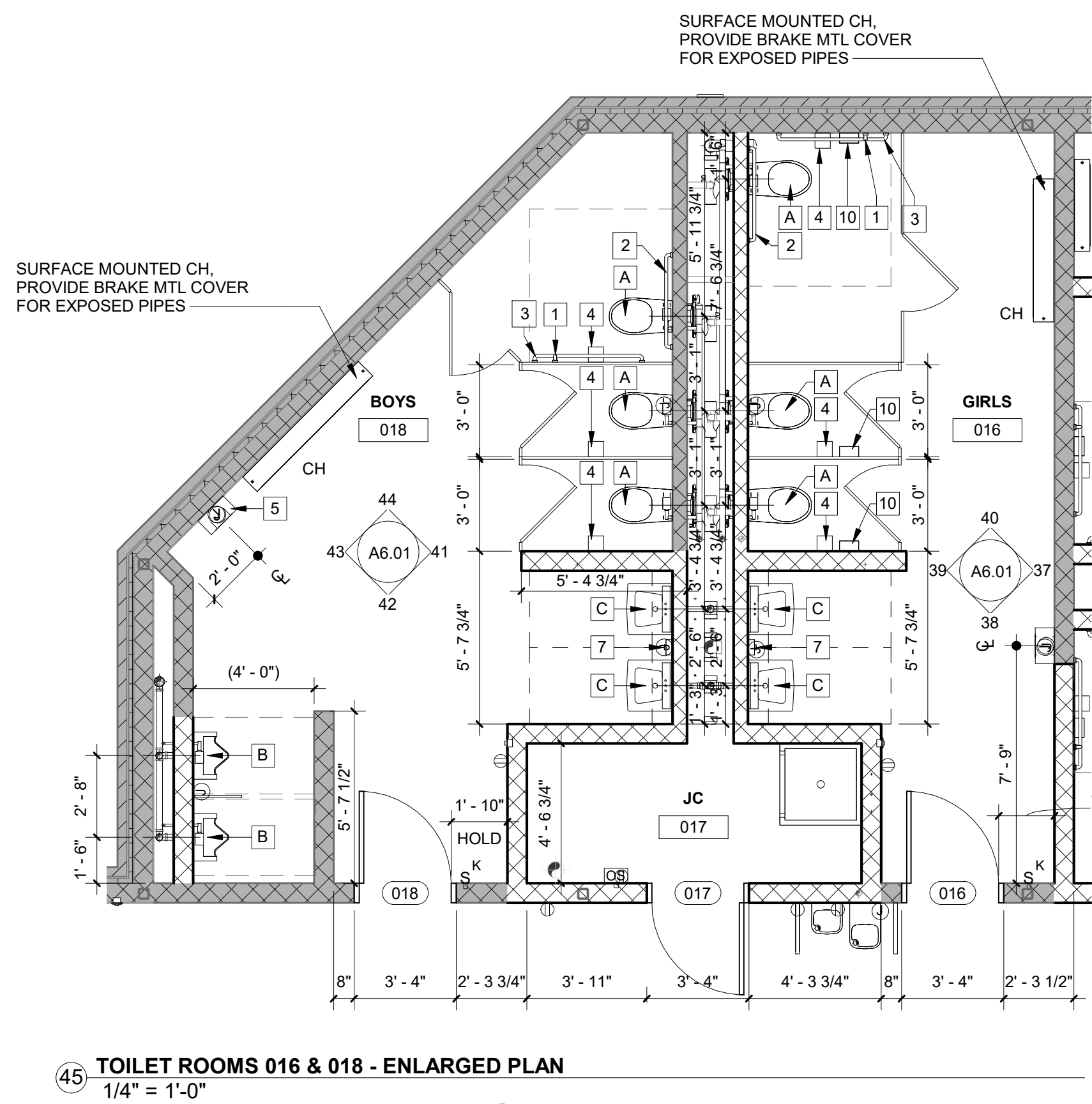
Release	Date	Comments	
	03.24.2023	SCHEMATIC DESIGN	
	05.26.2023	DESIGN DEVELOPMENT	
	07.28.2023	60% CD SET	
	09.19.2023	90% CD SET	
	10.31.2023	BID SET	

BHA Job Number: 22-114
Scale: 1/4" = 1'-0"
Drawn By: Author
Checked By: Checker
Approved By: Approver
Sheet No.

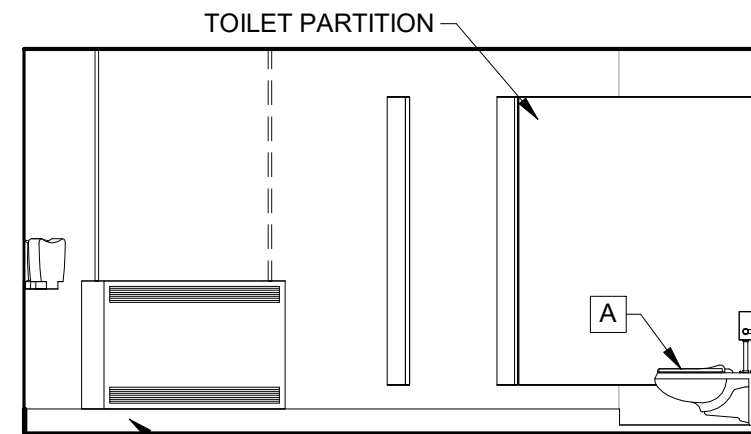
A6.01

© Copyright 2022 Blackney Hayes Architects

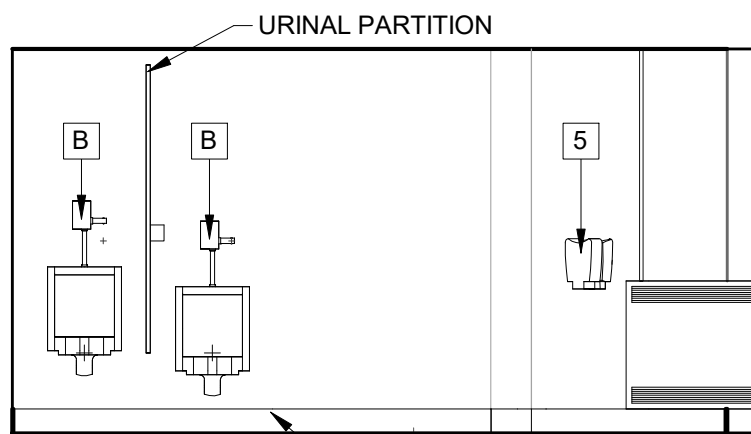
NOT FOR CONSTRUCTION



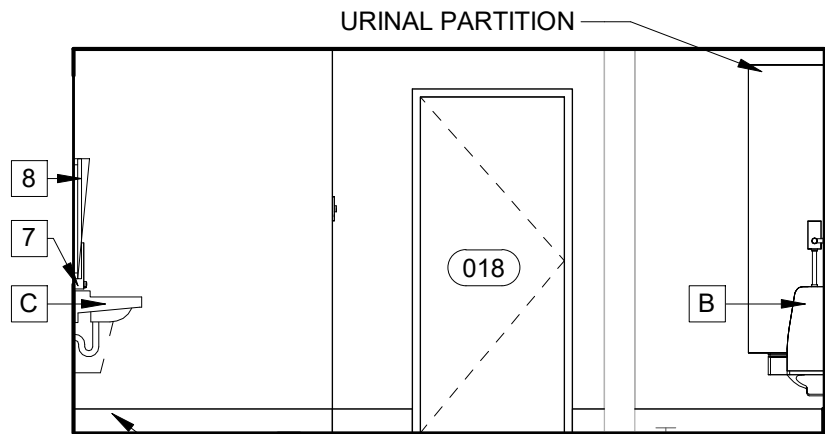
45 TOILET ROOMS 016 & 018 - ENLARGED PLAN
1/4" = 1'-0"



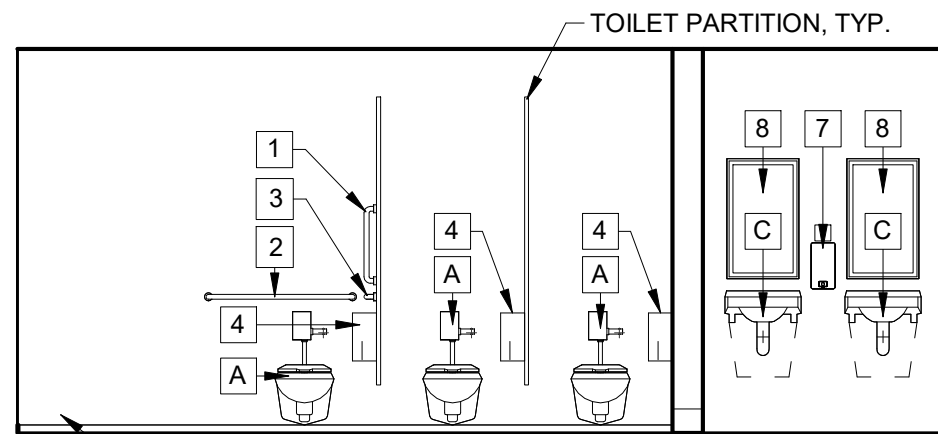
44 TOILET ROOM 018 - ELEVATION
1/4" = 1'-0"



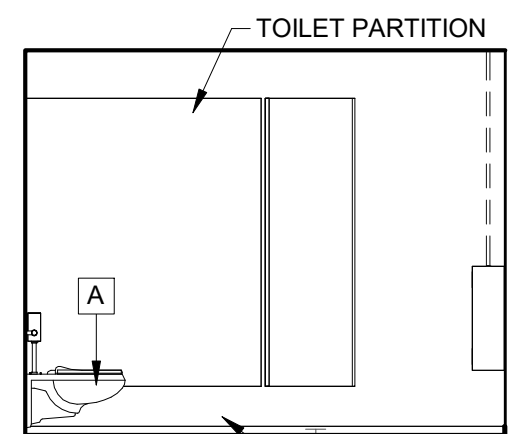
43 TOILET ROOM 018 - ELEVATION
1/4" = 1'-0"



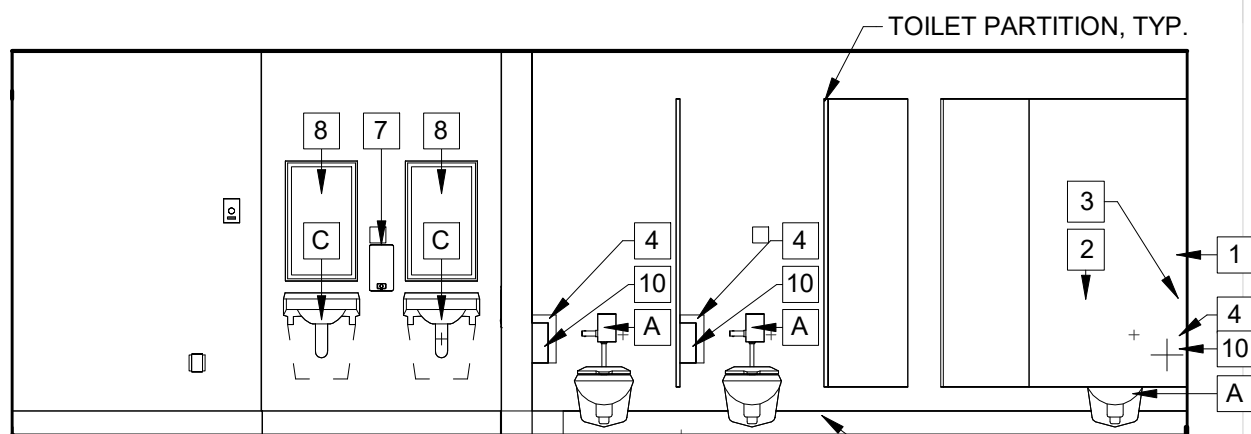
42 TOILET ROOM 018 - ELEVATION
1/4" = 1'-0"




41 TOILET ROOM 018 - ELEVATION
1/4" = 1'-0"



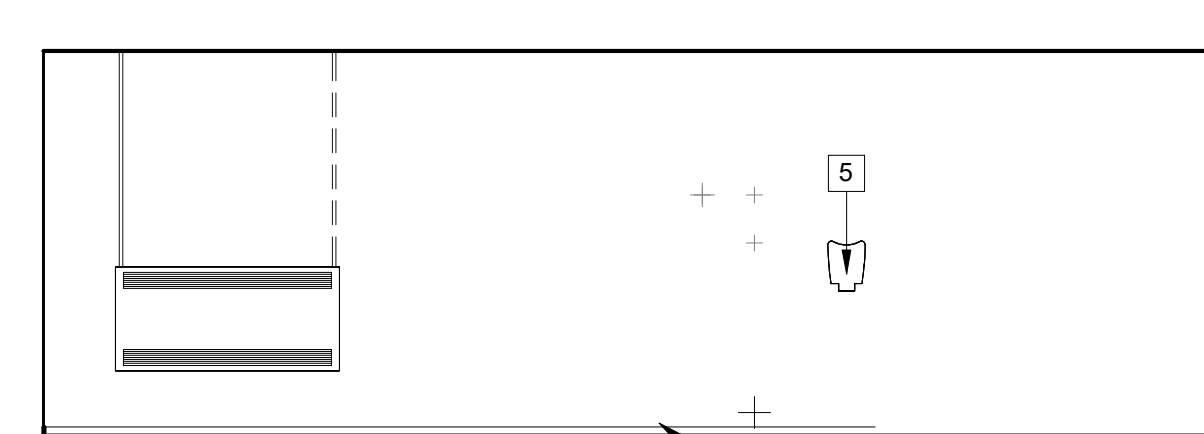
40 TOILET ROOM 016 - ELEVATION
1/4" = 1'-0"



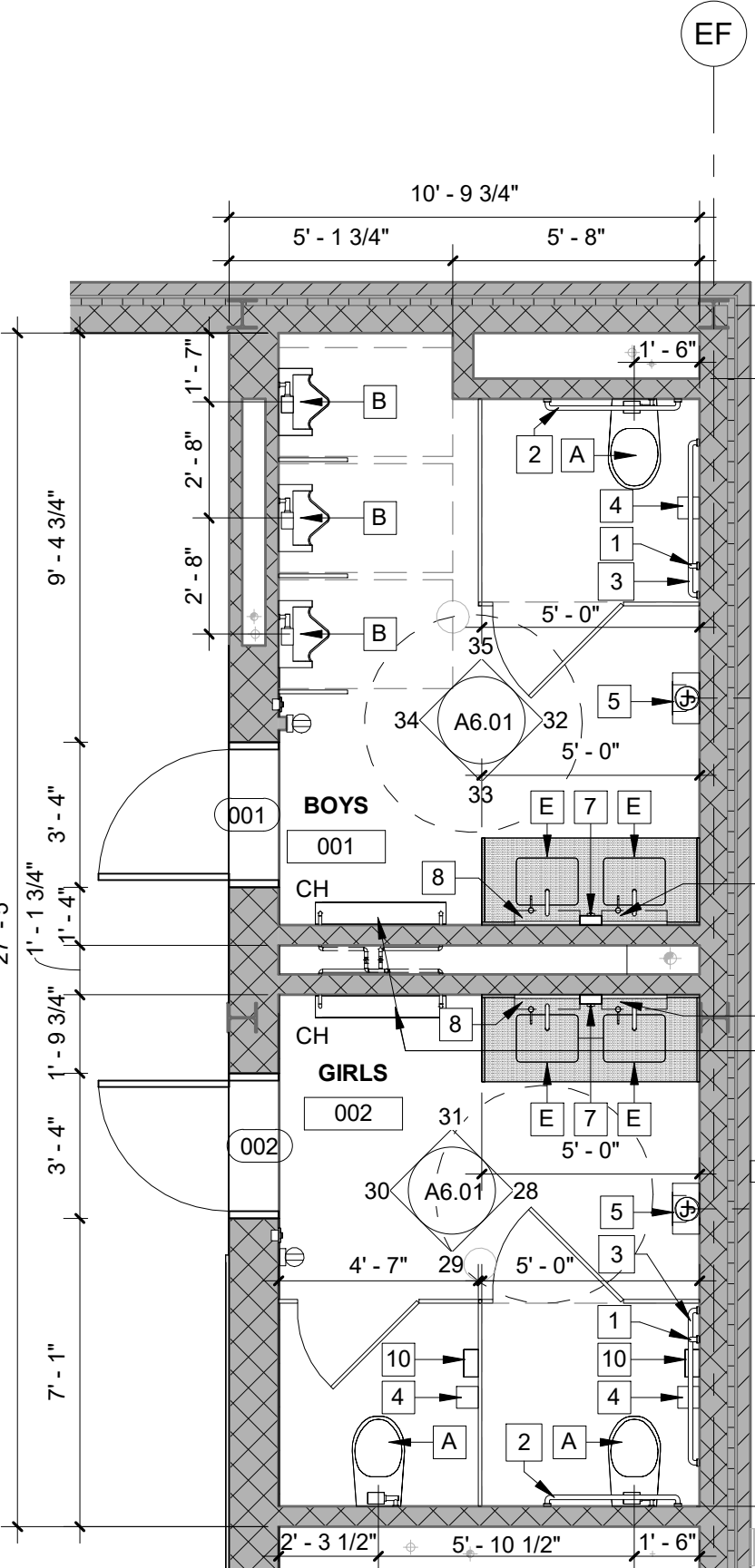
39 TOILET ROOM 016 - ELEVATION
1/4" = 1'-0"



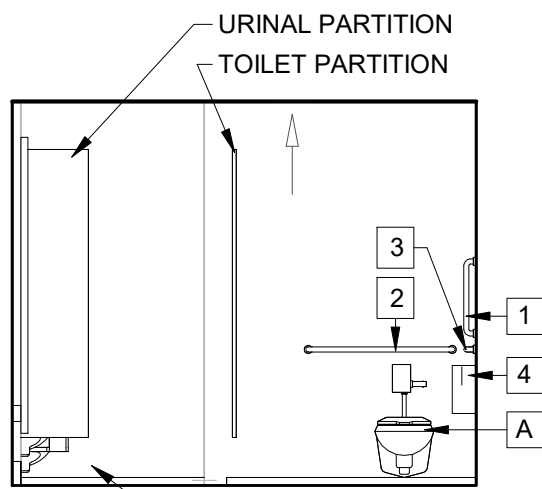
38 TOILET ROOM 016 - ELEVATION
1/4" = 1'-0"



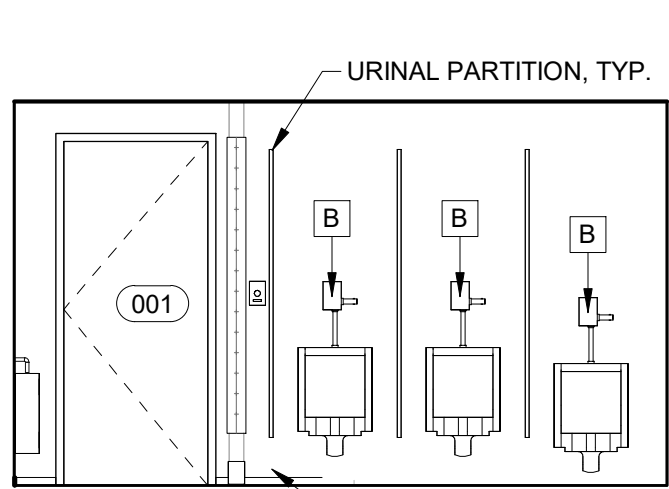
37 TOILET ROOM 016 - ELEVATION
1/4" = 1'-0"



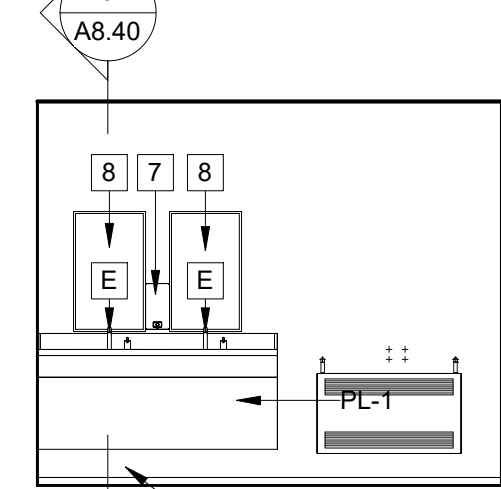
36 TOILET ROOMS 001 & 002 - ENLARGED PLAN
1/4" = 1'-0"



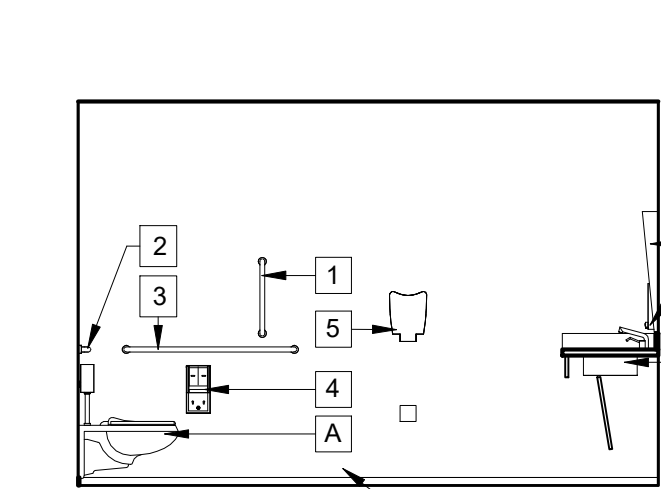
35 TOILET ROOM 001 - ELEVATION
1/4" = 1'-0"



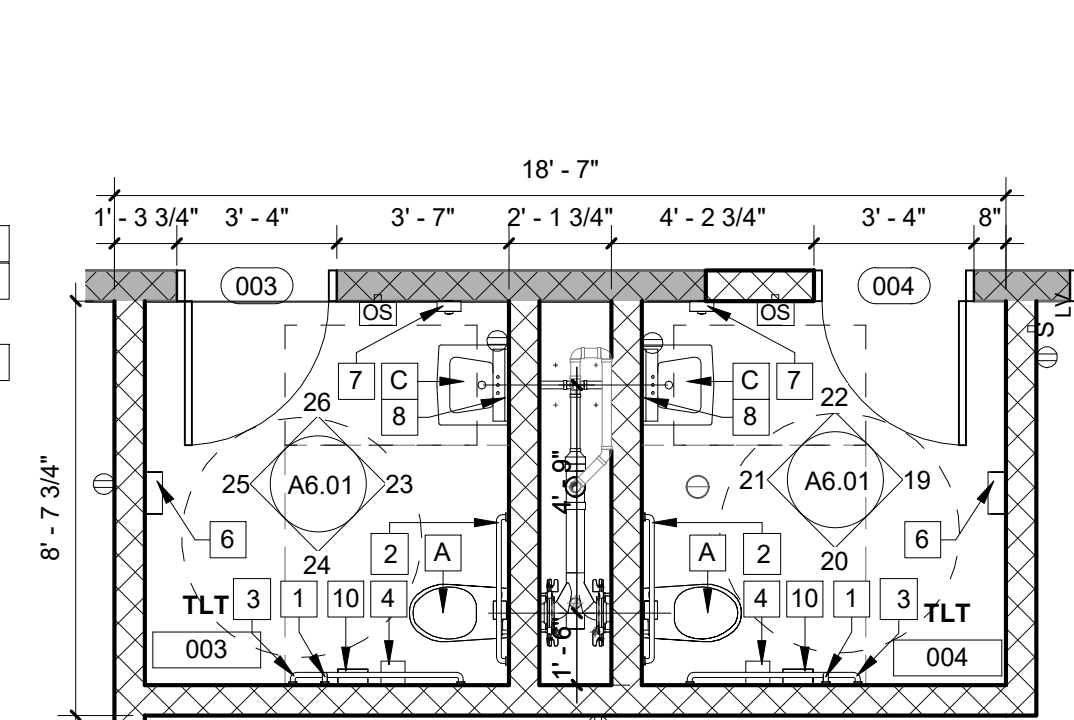
34 TOILET ROOM 001 - ELEVATION
1/4" = 1'-0"



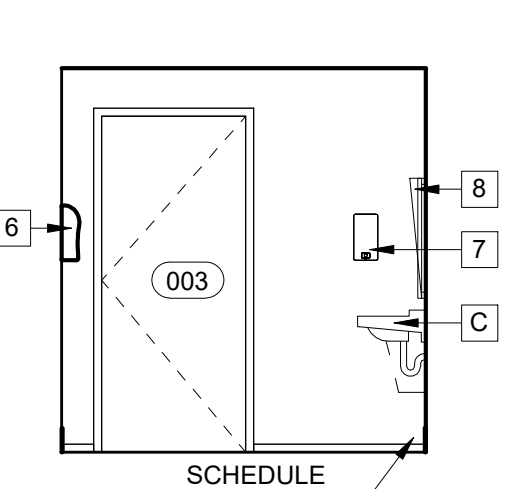
33 TOILET ROOM 001 - ELEVATION
1/4" = 1'-0"



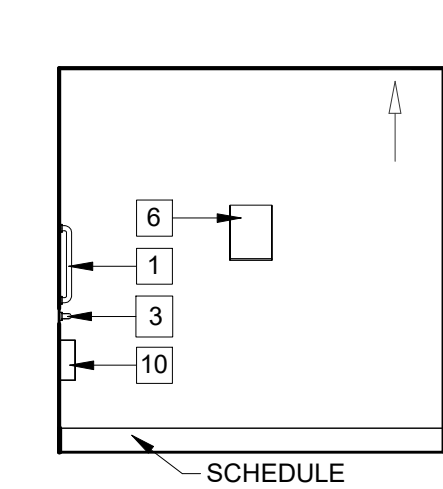
32 TOILET ROOM 001 - ELEVATION
1/4" = 1'-0"



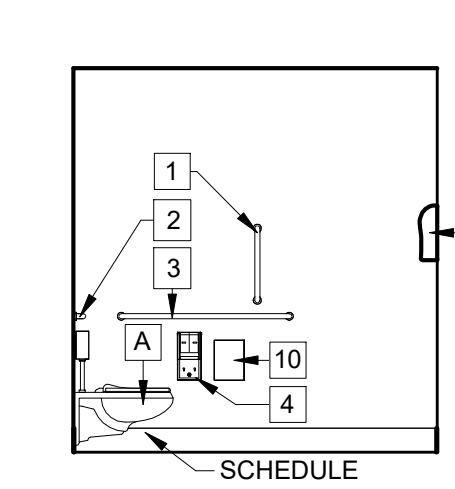
27 TOILET ROOMS 003 & 004 - ENLARGED PLAN
1/4" = 1'-0"



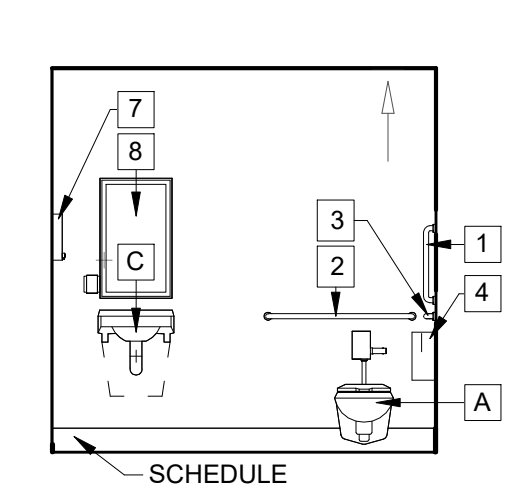
26 TOILET ROOM 003 - ELEVATION
1/4" = 1'-0"



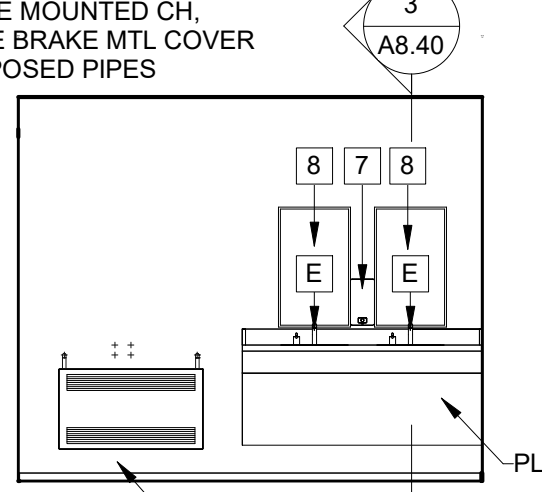
25 TOILET ROOM 003 - ELEVATION
1/4" = 1'-0"



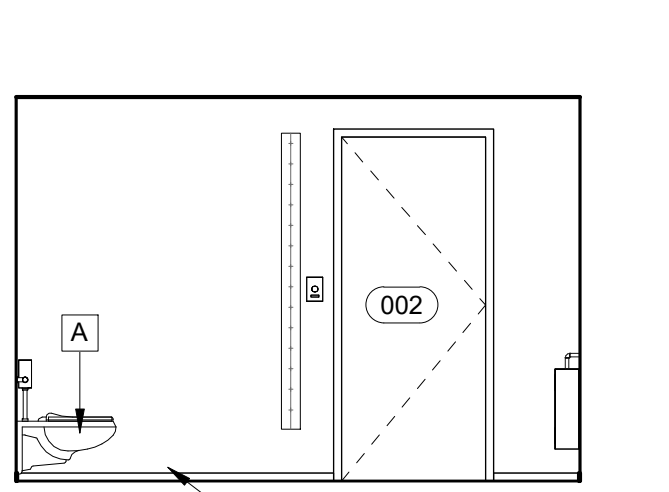
24 TOILET ROOM 003 - ELEVATION
1/4" = 1'-0"



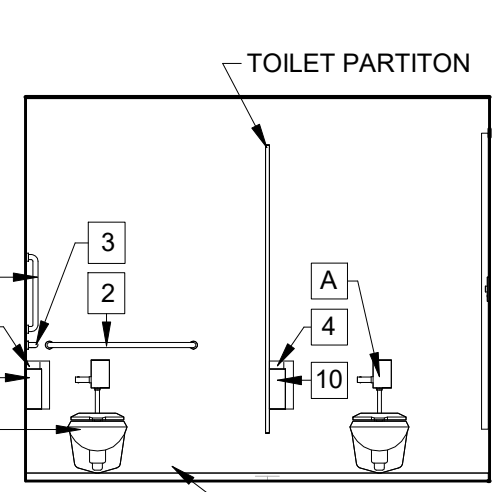
23 TOILET ROOM 003 - ELEVATION
1/4" = 1'-0"



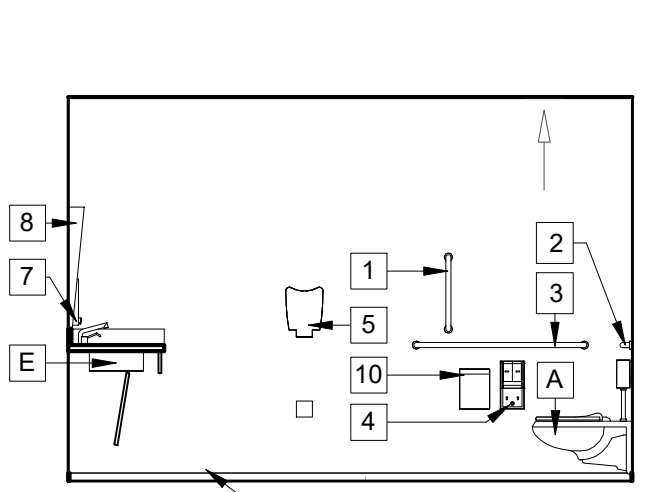
31 TOILET ROOM 002 - ELEVATION
1/4" = 1'-0"



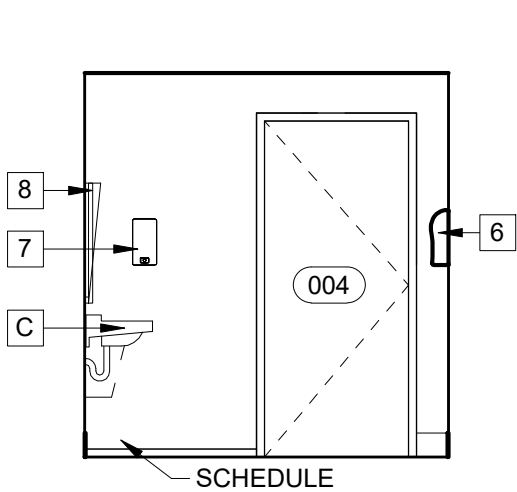
30 TOILET ROOM 002 - ELEVATION
1/4" = 1'-0"



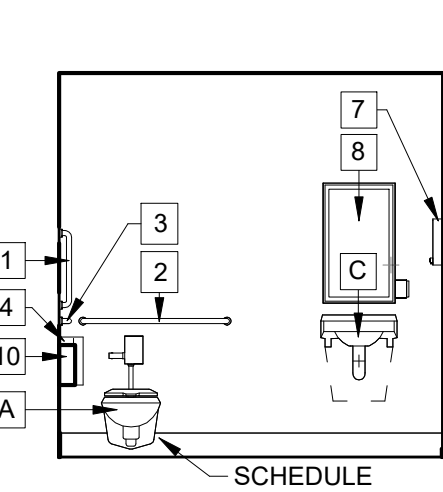
29 TOILET ROOM 002 - ELEVATION
1/4" = 1'-0"



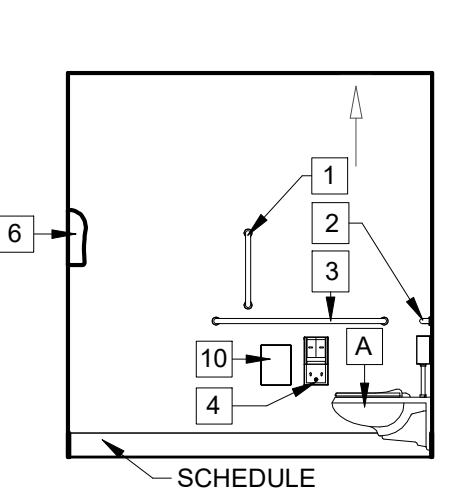
28 TOILET ROOM 002 - ELEVATION
1/4" = 1'-0"



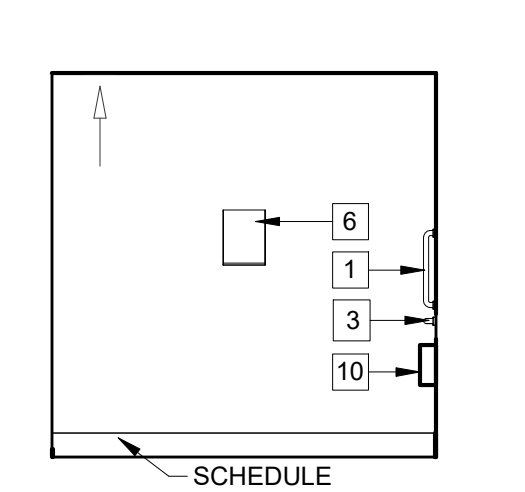
22 TOILET ROOM 004 - ELEVATION
1/4" = 1'-0"



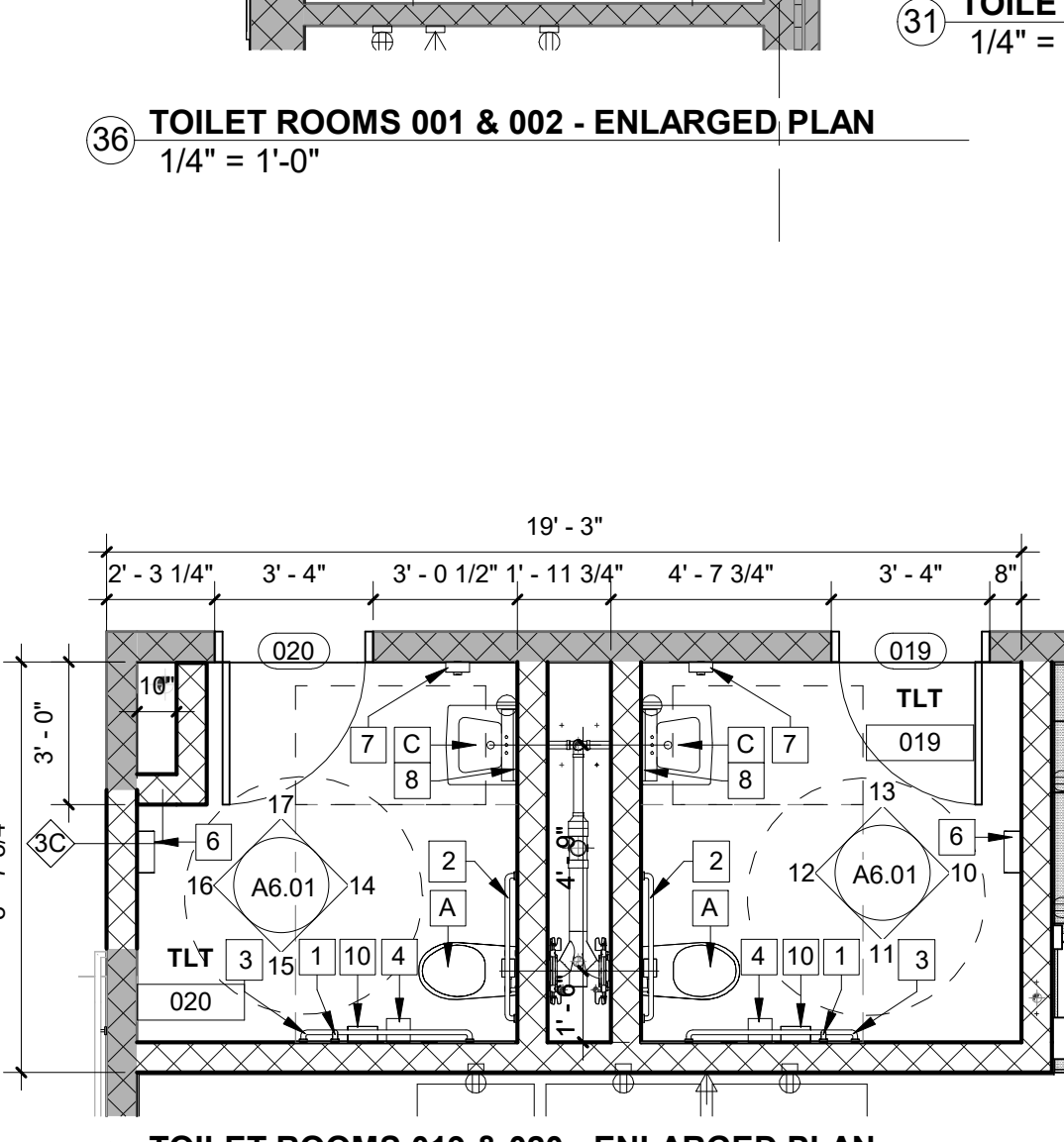
21 TOILET ROOM 004 - ELEVATION
1/4" = 1'-0"



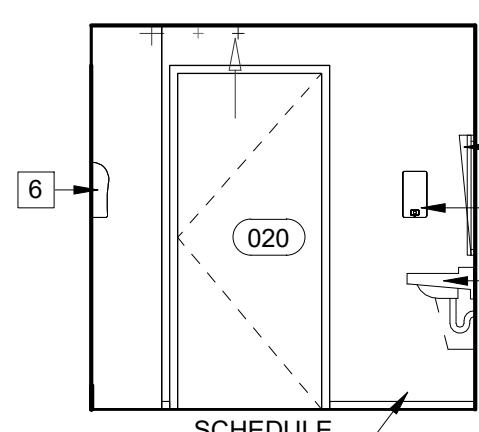
20 TOILET ROOM 004 - ELEVATION
1/4" = 1'-0"



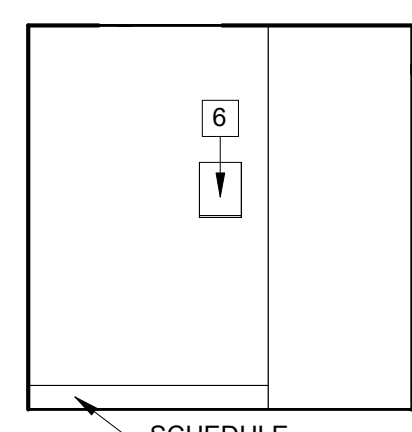
19 TOILET ROOM 004 - ELEVATION
1/4" = 1'-0"



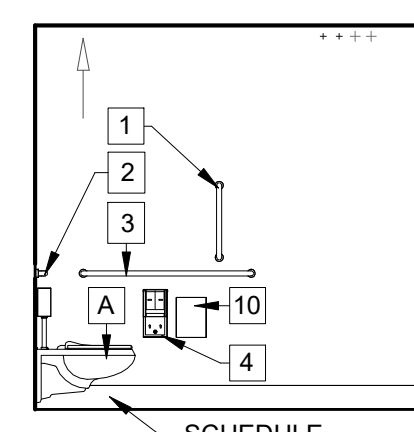
18 TOILET ROOMS 019 & 020 - ENLARGED PLAN
1/4" = 1'-0"



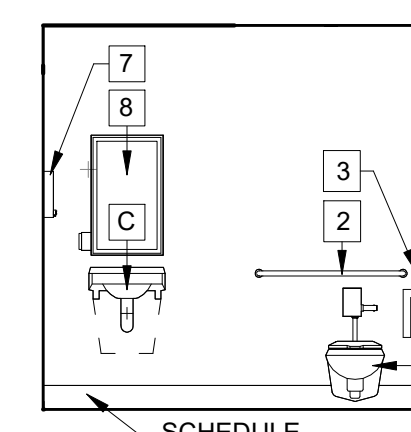
17 TOILET ROOM 020 - ELEVATION
1/4" = 1'-0"



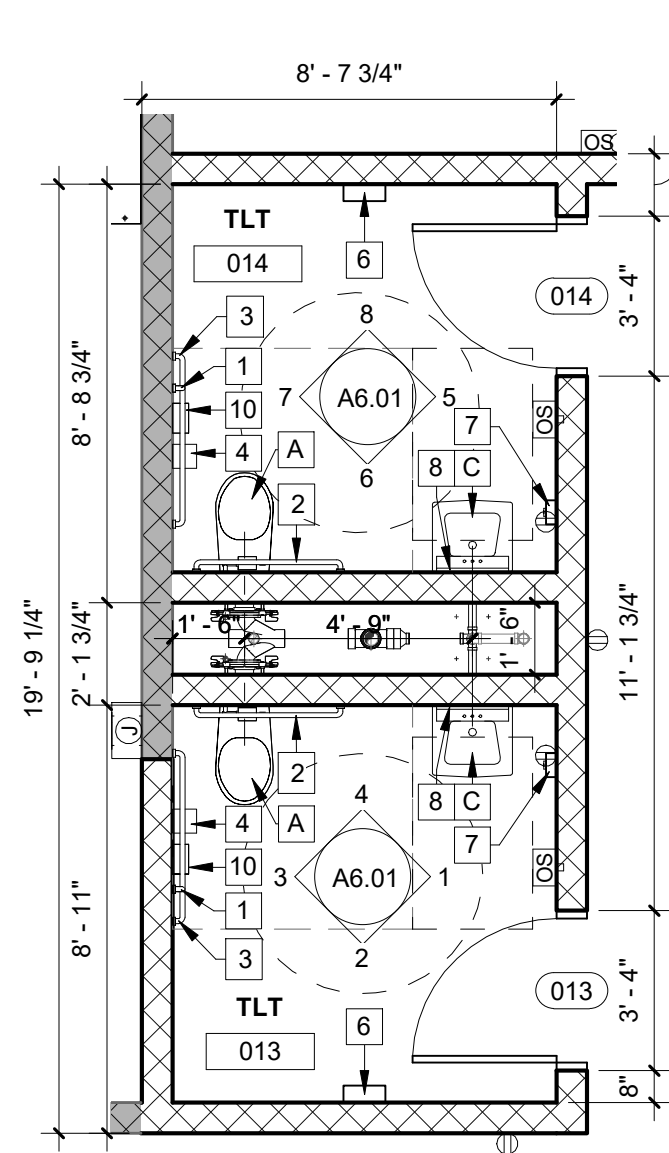
16 TOILET ROOM 020 - ELEVATION
1/4" = 1'-0"



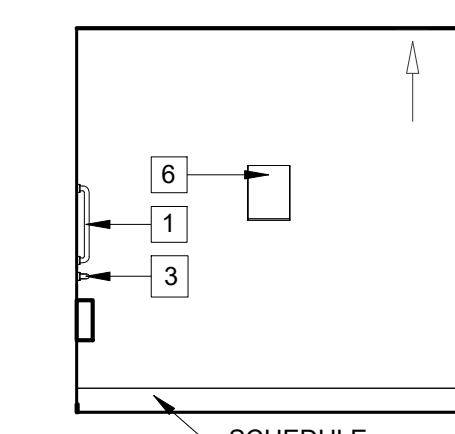
15 TOILET ROOM 020 - ELEVATION
1/4" = 1'-0"



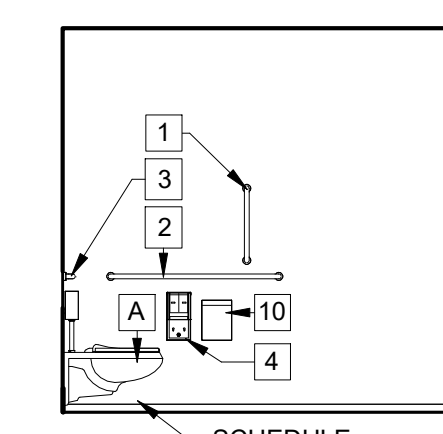
14 TOILET ROOM 020 - ELEVATION
1/4" = 1'-0"



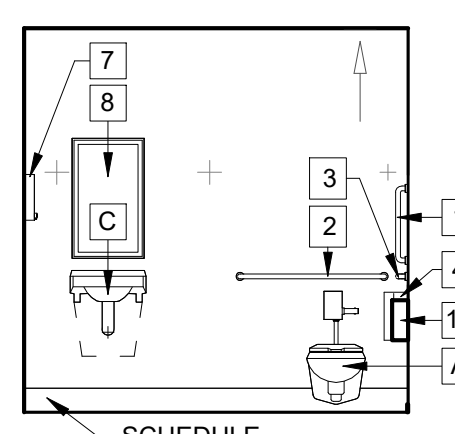
9 TOILET ROOMS 013 & 014 - ENLARGED PLAN
1/4" = 1'-0"



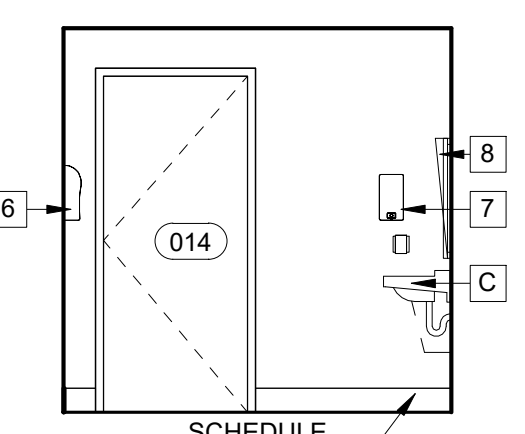
8 TOILET ROOM 014 - ELEVATION
1/4" = 1'-0"



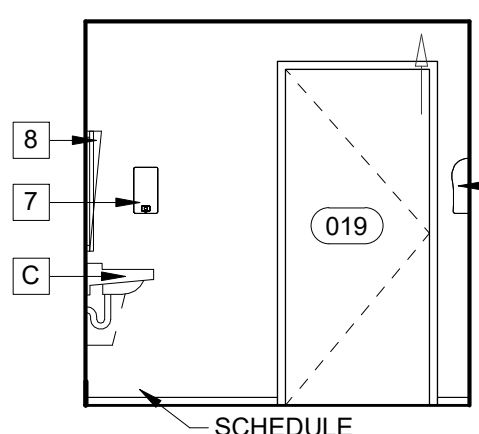
7 TOILET ROOM 014 - ELEVATION
1/4" = 1'-0"



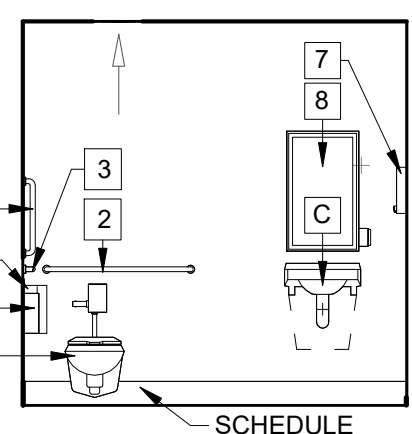
6 TOILET ROOM 014 - ELEVATION
1/4" = 1'-0"



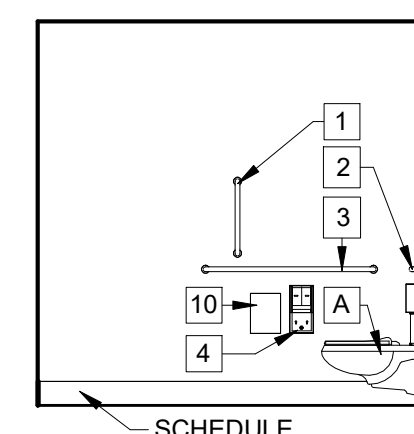
5 TOILET ROOM 014 - ELEVATION
1/4" = 1'-0"



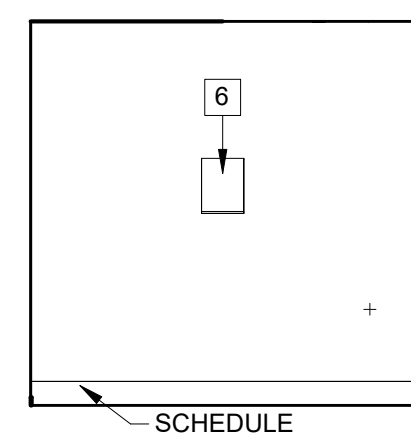
13 TOILET ROOM 019 - ELEVATION
1/4" = 1'-0"



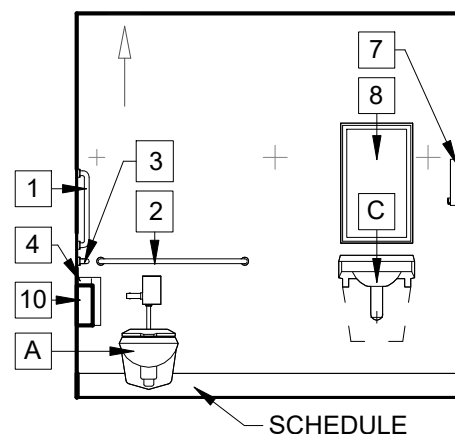
12 TOILET ROOM 019 - ELEVATION
1/4" = 1'-0"



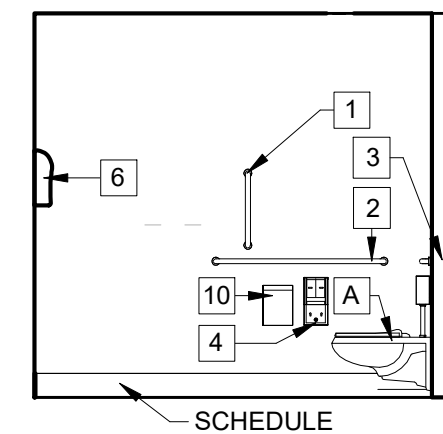
11 TOILET ROOM 019 - ELEVATION
1/4" = 1'-0"



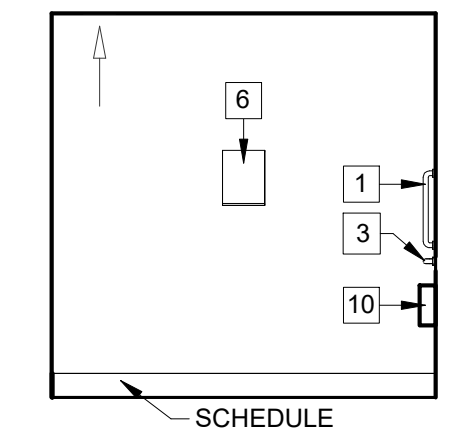
10 TOILET ROOM 019 - ELEVATION
1/4" = 1'-0"



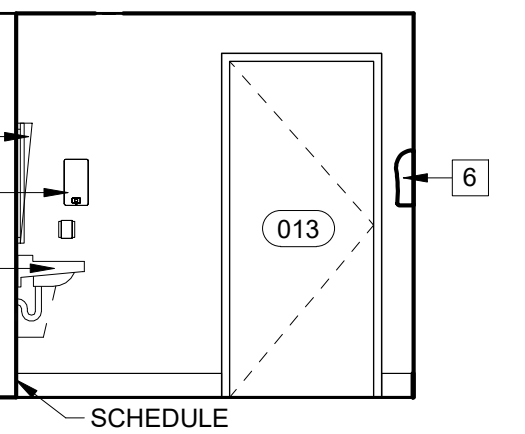
4 TOILET ROOM 013 - ELEVATION
1/4" = 1'-0"



3 TOILET ROOM 013 - ELEVATION
1/4" = 1'-0"

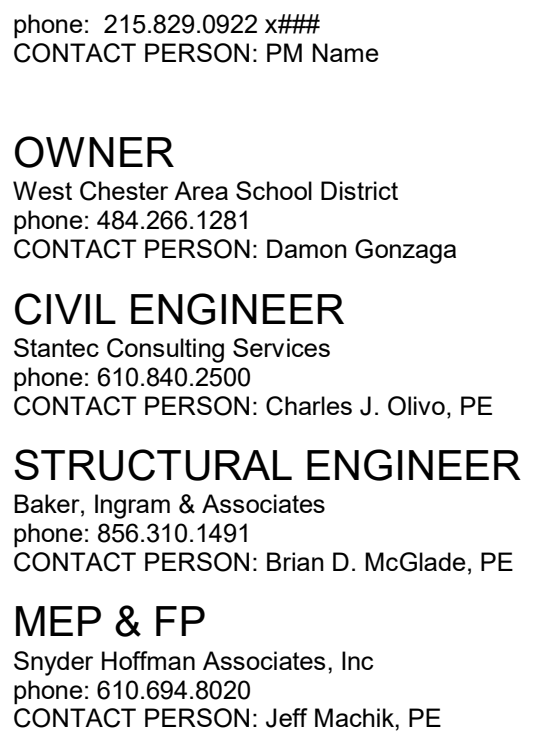


2 TOILET ROOM 013 - ELEVATION
1/4" = 1'-0"



1 TOILET ROOM 013 - ELEVATION
1/4" = 1'-0"

10/31/2023 5:26:51 PM

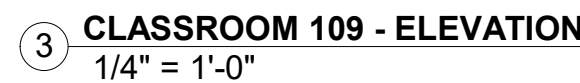
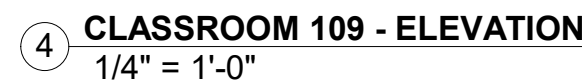
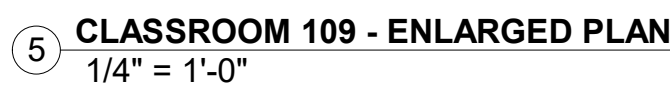
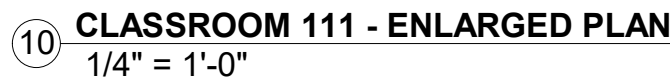


OWNER
West Chester Area School District
phone: 484.266.1281
CONTACT PERSON: Damon Gonzaga

CIVIL ENGINEER
Stantec Consulting Services
phone: 610.840.2500
CONTACT PERSON: Charles J. Olivo, PE

STRUCTURAL ENGINEER
Baker, Ingram & Associates
phone: 856.310.1491
CONTACT PERSON: Brian D. McGlade, PE

MEP & FP
Snyder Hoffman Associates, Inc
phone: 610.694.8020
CONTACT PERSON: Jeff Machik, PE



Project Address:
641 Boot Road
West Chester, PA 19380

Sheet Title:

ENLARGED PLANS &
INTERIOR
ELEVATIONS - AREA

Seal

DUTY TO INSPECT CONTRACT DOCUMENTS PRIOR

TO STARTING WORK:
Any party who relies in part or whole on the content of these Construction Documents shall, before beginning work, make a diligent and careful inspection of the complete set of Contract Documents, including all Drawings, Specifications, and Addenda, for completeness, conflicts, scope of work, and suitability for constructing the building. All parties relying on these documents represent that they have expertise in the area of their responsibility and are fully aware of and understand the standards, product requirements and code requirements and therefore are qualified to fully evaluate and interpret the contract documents. All parties relying on these documents must, prior to beginning work, submit all requests for clarifications and additional information to the Architect in writing. By signing these documents, hereby certify that the documents are suitable for their intended purposes unless noted in specific written exception beforehand.

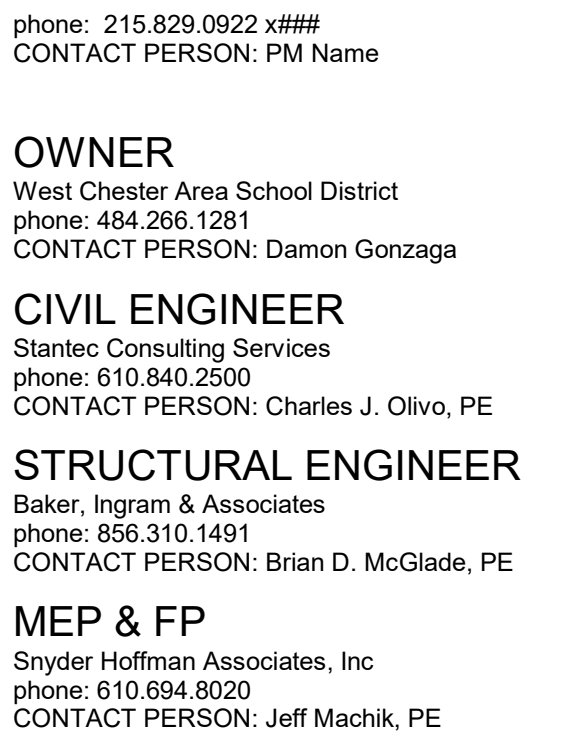
Warning: Actual conditions may vary from conditions shown on this drawing. Confirm all information in the field before proceeding with any work and notify the Architect

This drawing is not to be copied or transmitted in any form without the express written authorization of Blackney Hayes Architects. All ideas and concepts depicted or suggested in this drawing are the property of Blackney Hayes Architects.

BHA Job Number:	22-114
Scale:	1/4" = 1'-0"
Drawn By:	BH
Checked By:	NM
Approved By:	DJ
Sheet No.	

NOT FOR CONSTRUCTION

A6.10

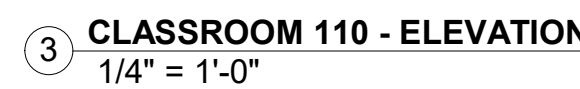
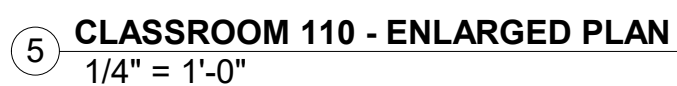
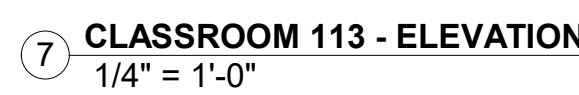
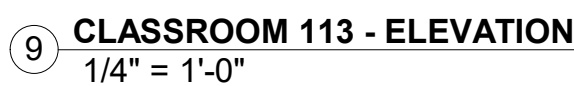
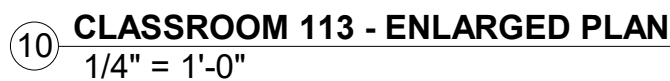


OWNER
West Chester Area School District
phone: 484.266.1281
CONTACT PERSON: Damon Gonzaga

CIVIL ENGINEER
Stantec Consulting Services
phone: 610.840.2500
CONTACT PERSON: Charles J. Olivo, PE

STRUCTURAL ENGINEER
Baker, Ingram & Associates
phone: 856.310.1491
CONTACT PERSON: Brian D. McGlade, PE

MEP & FP
Snyder Hoffman Associates, Inc
phone: 610.694.8020
CONTACT PERSON: Jeff Machik, PE



Any party who relies in part or whole on the content of these Construction Documents shall, before beginning any work, be responsible for fully inspecting the complete set of Contract Documents, including all Drawings, Specifications, and Addenda, for completeness, conflicts, and omissions, and suitable for construction of the building. All parties relying on these documents represent that they have expertise in the area of their responsibility and are knowledgeable regarding industry standards, product requirements and code requirements and therefore are qualified to fully evaluate and interpret the contract documents. All parties relying on these documents and specifications shall be responsible to submit all requests for clarifications and additional information to the Architect in writing. All parties who begin work hereby certify that the documents are suitable for their intended purposes unless noted in specific written exception beforehand.

Warning: Actual conditions may vary from conditions shown on this drawing. Confirm all information in the field before proceeding with any work and notify the Architect in writing if a variation is discovered.

This drawing is not to be copied or transmitted in any form without the express written authorization of Blackney Hayes Architects. All ideas and concepts depicted or suggested in this drawing are the property of Blackney Hayes Architects.

BHA Job Number:	22-114
Scale:	1/4" = 1'-0"
Drawn By:	Author
Checked By:	Checker
Approved By:	Approver
Sheet No.	

BHA Job Number: 22-114

Scale: $1/4" = 1'-0"$

Drawn By: _____ Author: _____

Checked By: _____ Checker _____

Approved By: _____ Approver

Sheet No. _____

Check No. _____

AC 11

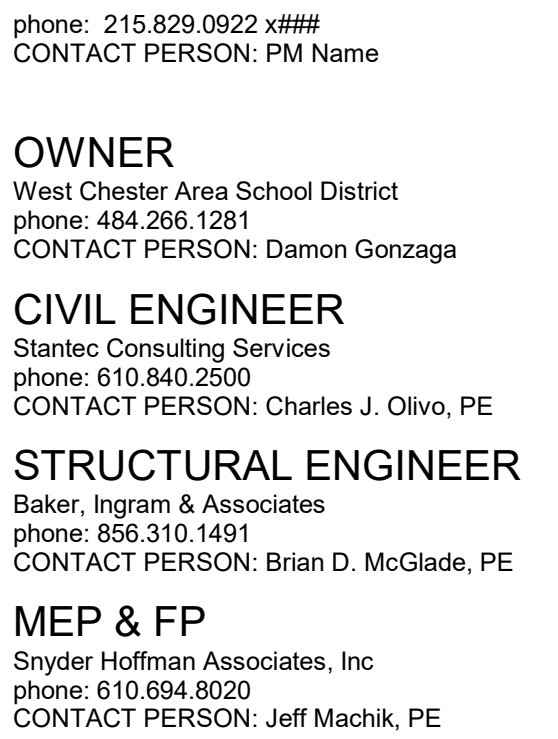
A6

10.11

© Copyright 2022 Blackney Hayes Architects

NOT FOR CONSTRUCTION

A6.11



OWNER
West Chester Area School District
phone: 484.266.1281
CONTACT PERSON: Damon Gonzaga

CIVIL ENGINEER
Stantec Consulting Services
phone: 610.840.2500
CONTACT PERSON: Charles J. Olivo, PE

STRUCTURAL ENGINEER
Baker, Ingram & Associates
phone: 856.310.1491
CONTACT PERSON: Brian D. McGlade, PE

MEP & FP
Snyder Hoffman Associates, Inc
phone: 610.694.8020
CONTACT PERSON: Jeff Machik, PE

Project Address:
641 Boot Road
West Chester, PA 19380

Seal

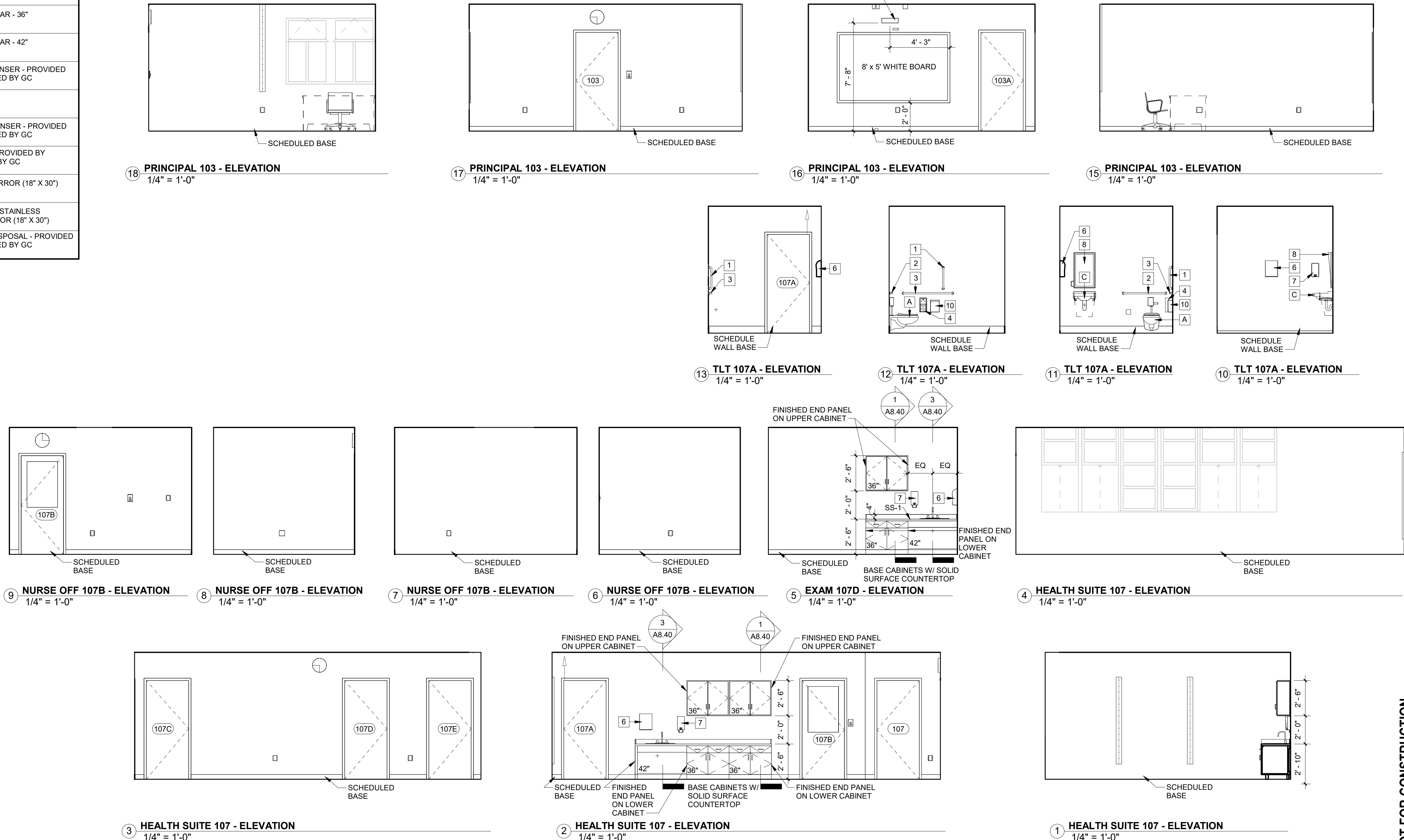
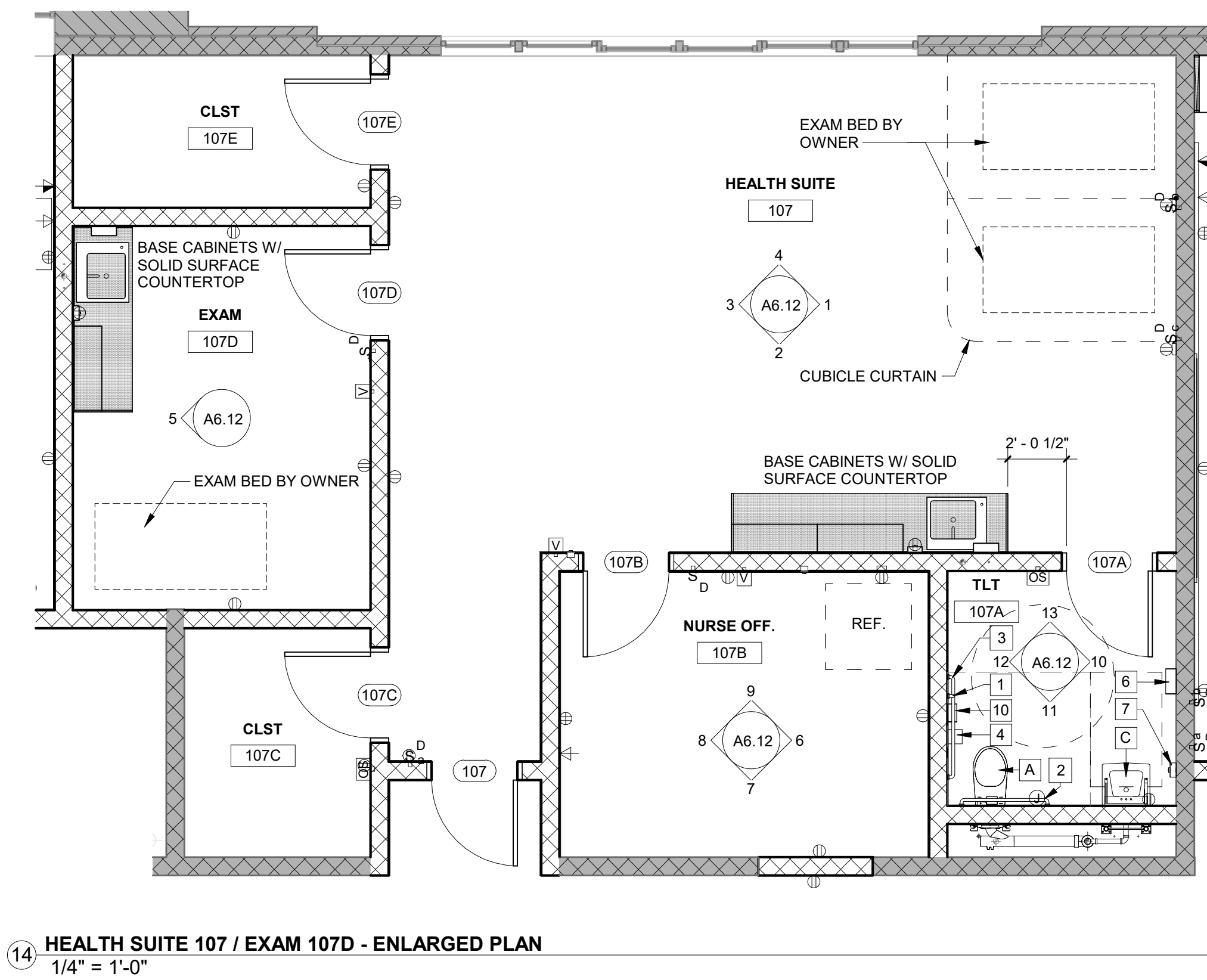
Warning: Actual conditions may vary from conditions shown on this drawing. Confirm all information in the field before proceeding with any work and notify the Architect in writing if a variation is discovered.

This drawing is not to be copied or transmitted in any form without the express written authorization of Blackney Hayes Architects. All ideas and concepts depicted or suggested in this drawing are the property of Blackney Hayes Architects.

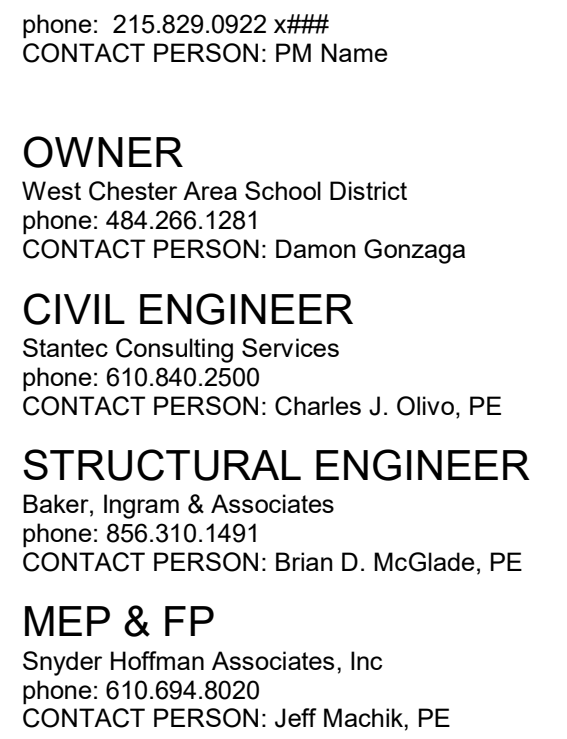
BHA Job Number:	22-114
Scale:	As indicated
Drawn By:	Author
Checked By:	Checker
Approved By:	Approver
Sheet No.	

A6.12

NOT FOR CONSTRUCTION



10/31/2023 5:29:27 PM



Project Address:
641 Boot Road
West Chester, PA 19380

Seal

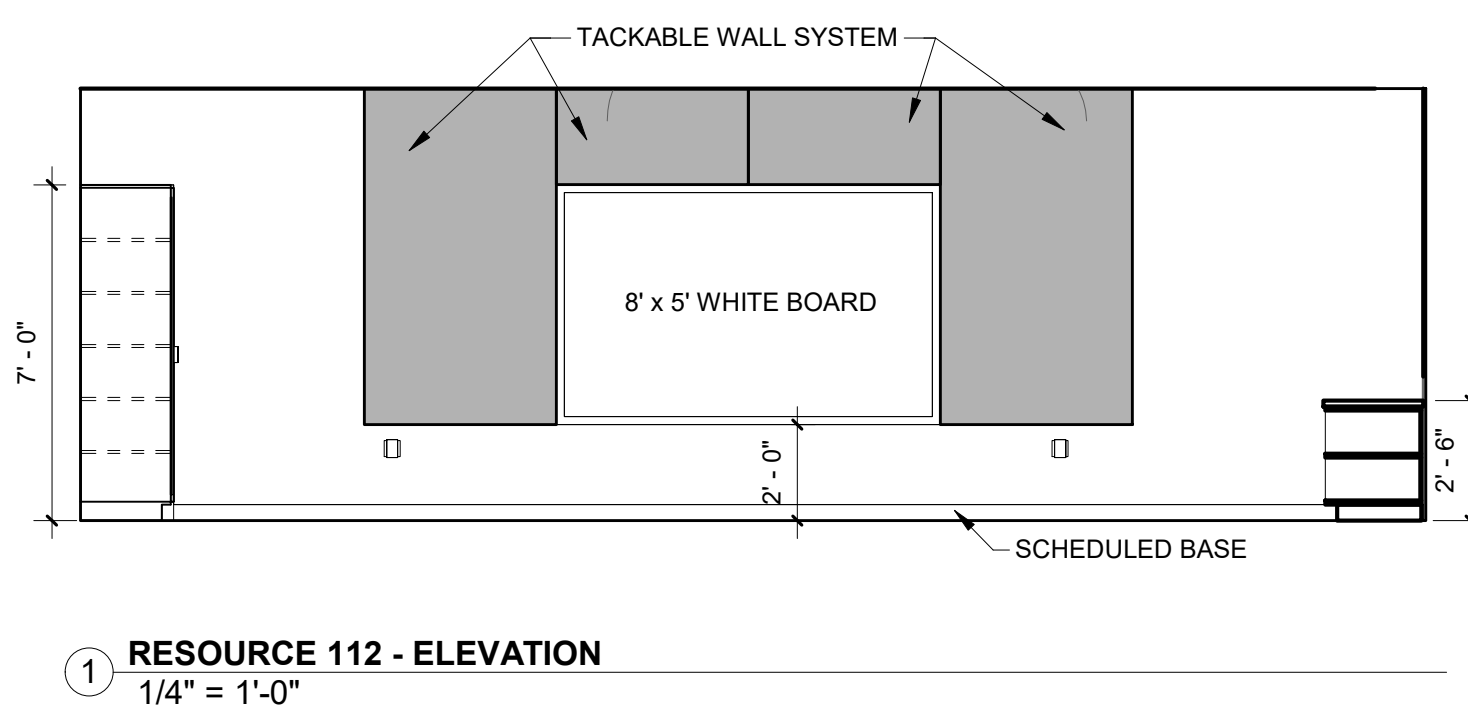
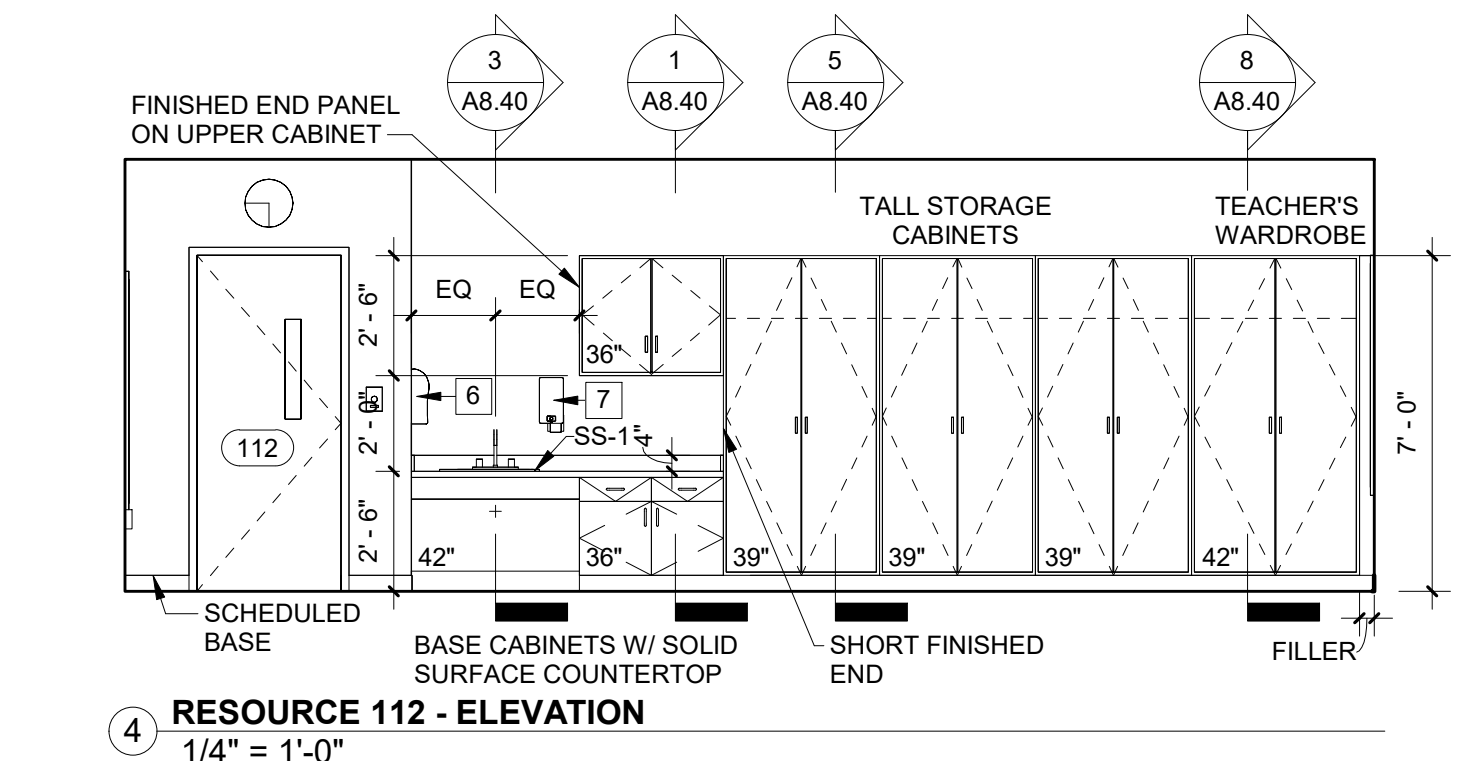
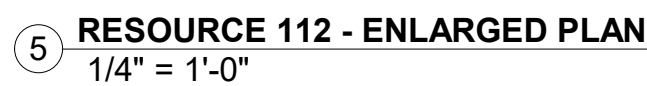
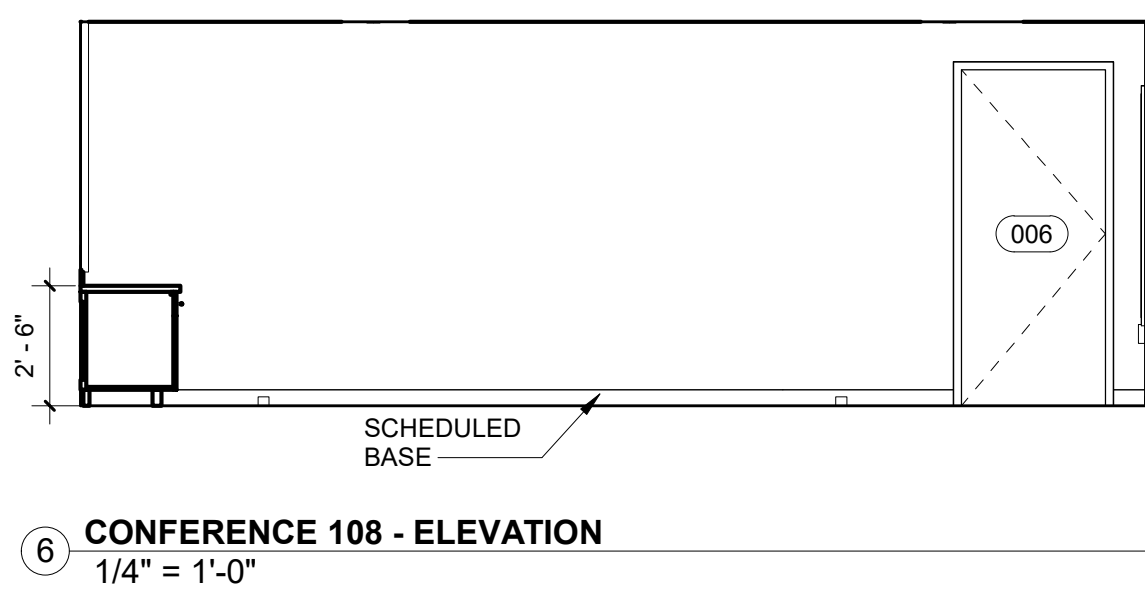
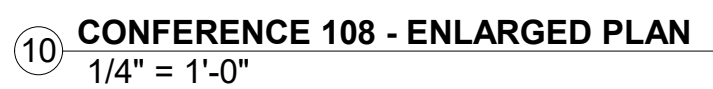
Warning: Actual conditions may vary from conditions shown on this drawing. Confirm all information in the field before proceeding with any work and notify the Architect in writing if a variation is discovered.

This drawing is not to be copied or transmitted in any form without the express written authorization of Blackney Hayes Architects. All ideas and concepts depicted or suggested in this drawing are the property of Blackney Hayes Architects.

[illegible]

© Copyright 2022 Blackney Hayes Architects

NOT FOR CONSTRUCTION





phone: 215.829.0922 x###
CONTACT PERSON: PM Name

OWNER
West Chester Area School District
phone: 484.266.1281
CONTACT PERSON: Damon Gonzaga

CIVIL ENGINEER
Stantec Consulting Services
phone: 610.840.2500
CONTACT PERSON: Charles J. Olivo, PE

STRUCTURAL ENGINEER
Baker, Ingram & Associates
phone: 856.310.1491
CONTACT PERSON: Brian D. McGlade, PE

MEP & FP
Snyder Hoffman Associates, Inc.
phone: 610.694.8020
CONTACT PERSON: Jeff Machik, PE

Project:
Mary C. Howse Elementary

Project Address:
**641 Boot Road
West Chester, PA 19380**

Sheet Title:
**ENLARGED PLANS &
INTERIOR
ELEVATIONS - AREA 'B'**

Seal

DUTY TO INSPECT CONTRACT DOCUMENTS PRIOR TO STARTING WORK:
Any party who relies in part or whole on the content of these Construction Documents shall, before beginning any work, be responsible for fully inspecting the complete set of Contract Documents, including all Drawings, Specifications, and Addenda, for completeness, conflicts, scope of work, and suitability for constructing the building. All parties relying on these documents represent that they have expertise in the area of their responsibility and are knowledgeable regarding industry standards, product requirements and code requirements and therefore are qualified to fully evaluate and interpret the contract documents. All parties relying on these documents must, prior to beginning work, submit all requests for clarifications and additional information to the Architect in writing. All parties who begin work hereby certify that the documents are suitable for their intended purposes unless noted in specific written exception beforehand.

Warning: Actual conditions may vary from conditions shown on this drawing. Confirm all information in the field before proceeding with any work and notify the Architect in writing if a variation is discovered.

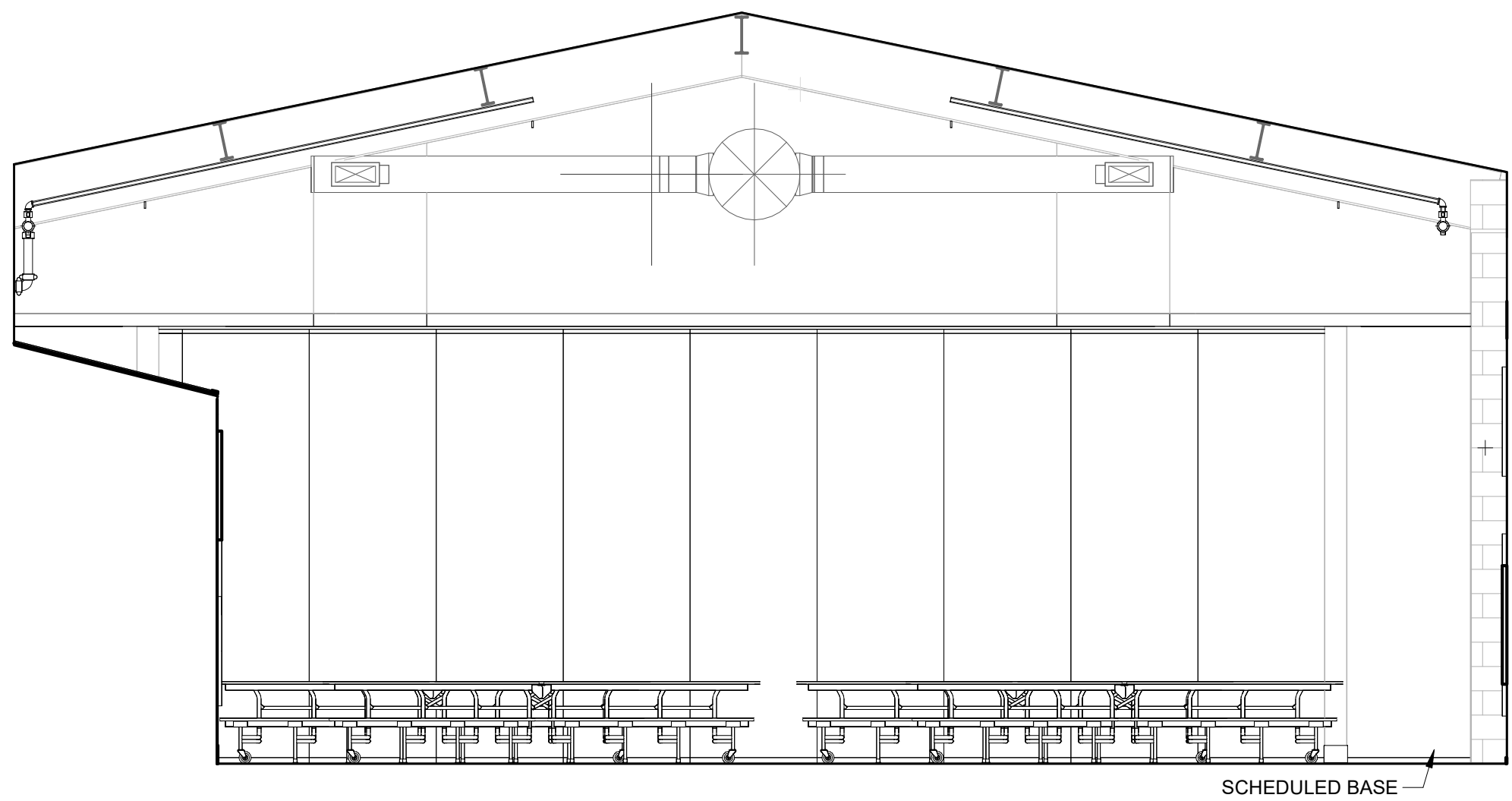
This drawing is not to be copied or transmitted in any form without the express written authorization of Blackney Hayes Architects. All ideas and concepts depicted or suggested in this drawing are the property of Blackney Hayes Architects.

Release	Date	Comments	
	03.24.2023	SCHEMATIC DESIGN	△
	05.26.2023	DESIGN DEVELOPMENT	
	07.28.2023	60% CD SET	
	09.19.2023	90% CD SET	
	10.31.2023	BID SET	

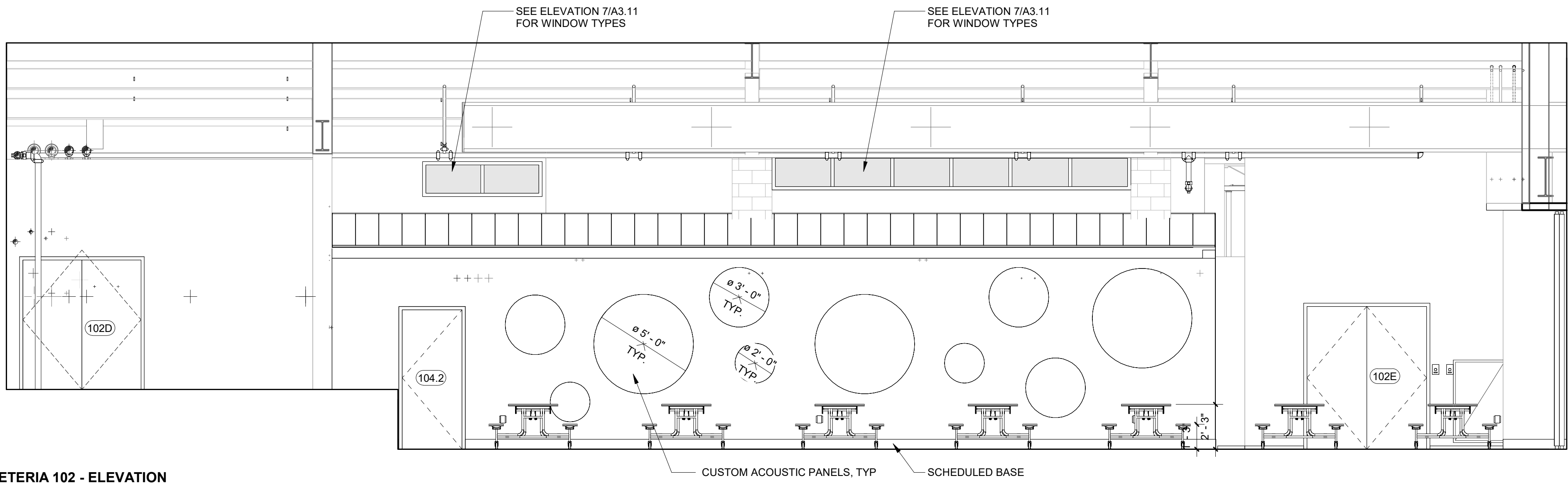
BHA Job Number: 22-114
Scale: 1/4" = 1'-0"
Drawn By: BH
Checked By: NM
Approved By: DJ
Sheet No.

A6.20

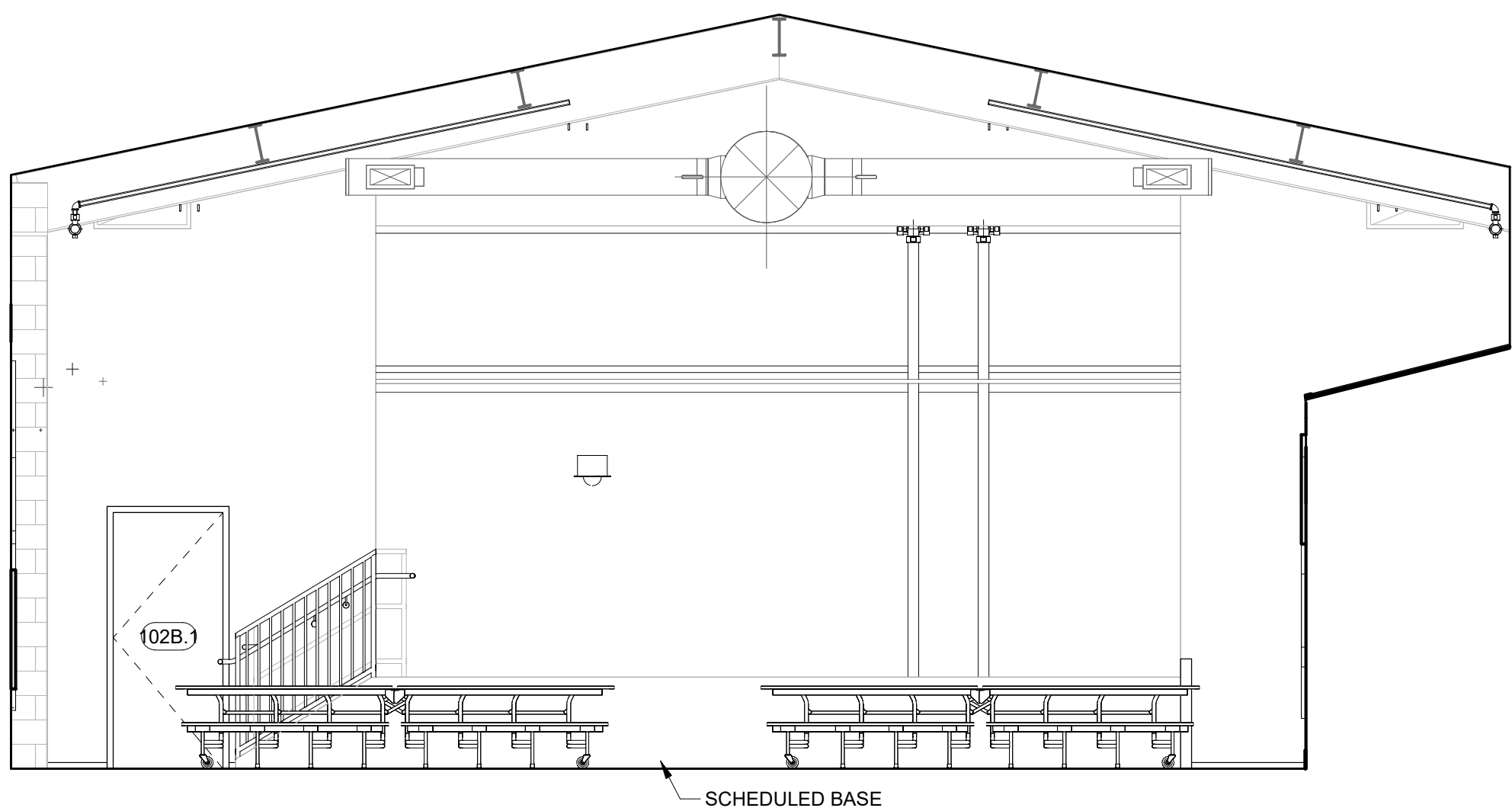
© Copyright 2022 Blackney Hayes Architects



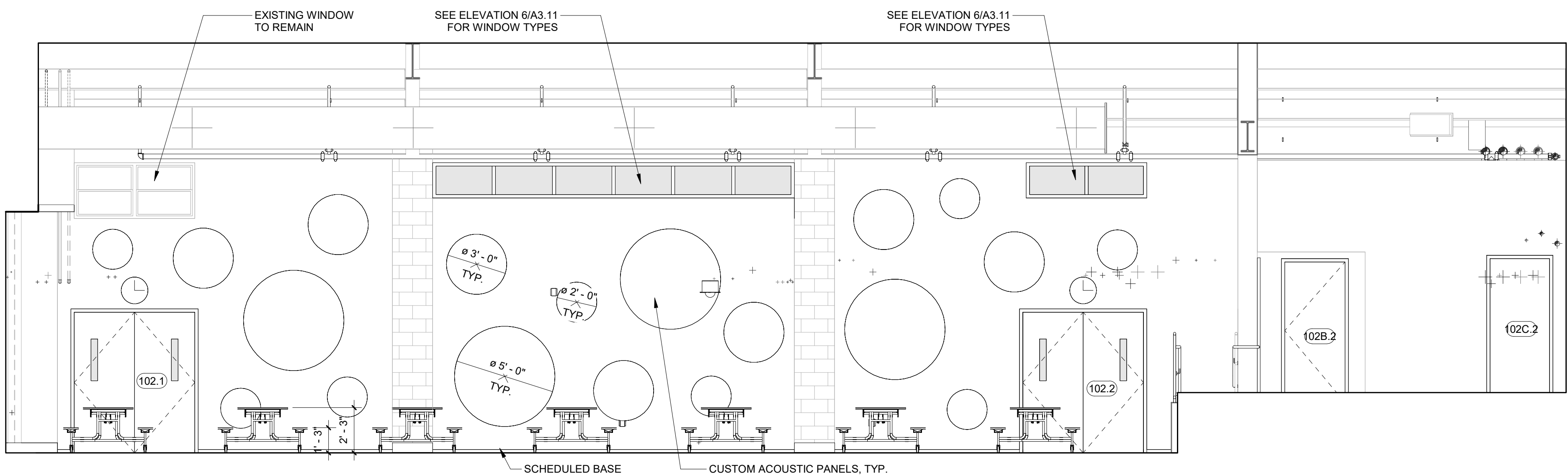
4 CAFETERIA 102 - ELEVATION
1/4" = 1'-0"



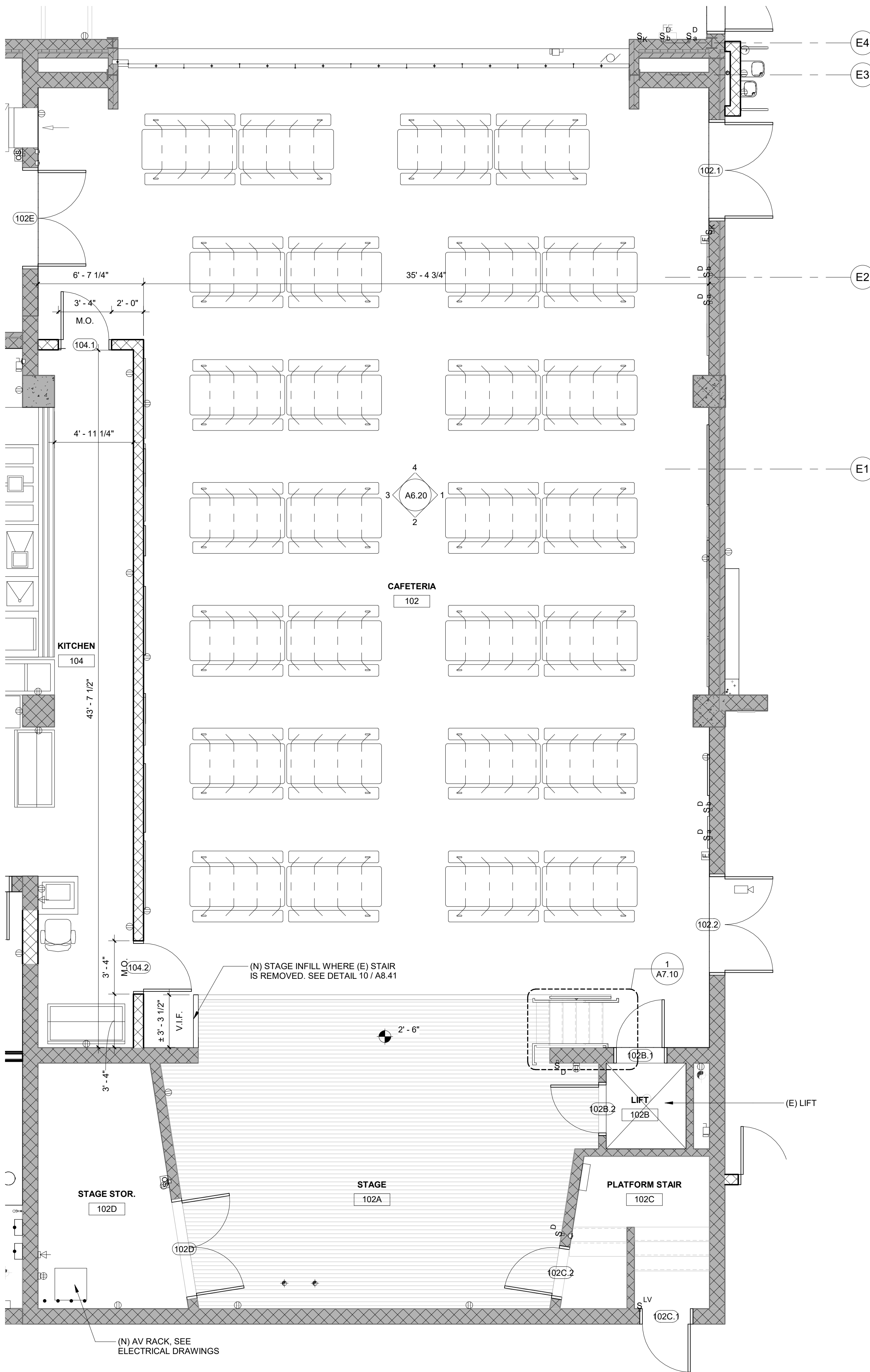
3 CAFETERIA 102 - ELEVATION
1/4" = 1'-0"



2 CAFETERIA 102 - ELEVATION
1/4" = 1'-0"



1 CAFETERIA 102 - ELEVATION
1/4" = 1'-0"



5 CAFETERIA 102 - ENLARGED PLAN
1/4" = 1'-0"

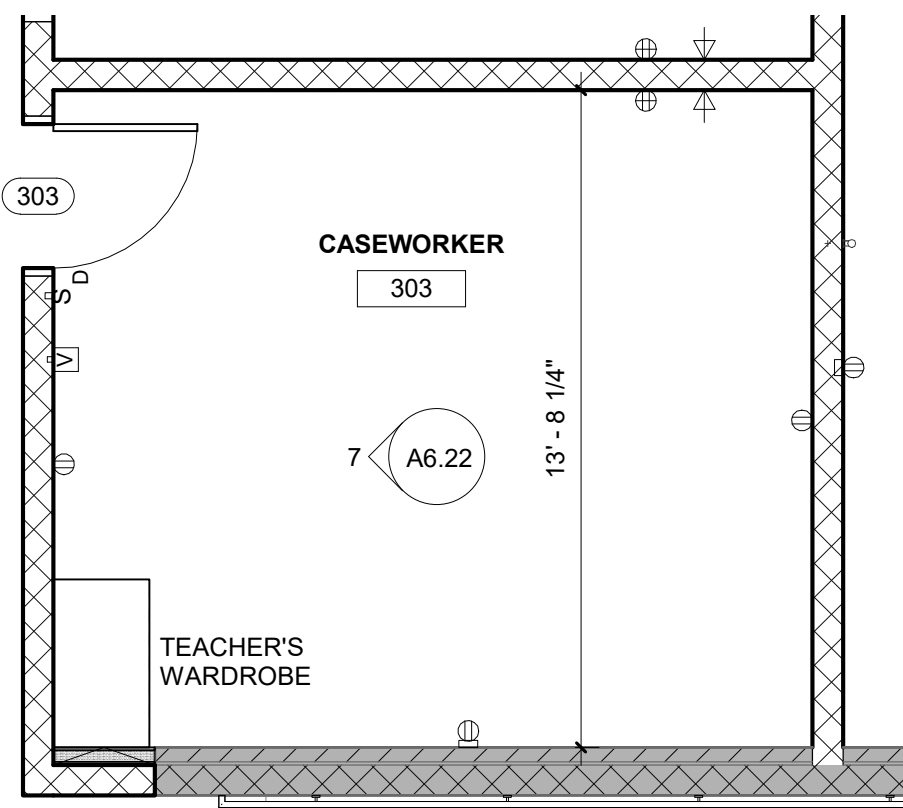
RESTROOM ACCESSORIES SCHEDULE	
TYPE	DESCRIPTION
1	VERTICAL GRAB BAR - 18"
2	HORIZONTAL GRAB BAR - 36"
3	HORIZONTAL GRAB BAR - 42"
4	TOILET PAPER DISPENSER - PROVIDED BY OWNER, INSTALLED BY GC
5	HAND DRYER
6	PAPER TOWEL DISPENSER - PROVIDED BY OWNER, INSTALLED BY GC
7	SOAP DISPENSER - PROVIDED BY OWNER, INSTALLED BY GC
8	FIXED ANGLE TILT MIRROR (18" X 30")
9	SURFACE MOUNTED STAINLESS STEEL FRAMED MIRROR (18" X 30")
10	SANITARY NAPKIN DISPOSAL - PROVIDED BY OWNER, INSTALLED BY GC

KITCHEN EQUIPMENT SCHEDULE					
EQUIP. NO.	QUANTITY	DESCRIPTION	PROVIDED BY	INSTALLED BY	COMMENTS
001	1	SERVING LINE	OWNER	OWNER	
002	1	CONVECTION OVEN	OWNER	OWNER	EXISTING TO BE RELOCATED
003	1	STEAMER	OWNER	OWNER	EXISTING TO BE RELOCATED
004	1	HAND WASH SINK	PC	PC	
005	1	PREP SINK	PC	PC	
006	1	TRIPLE BOWL SINK	PC	PC	
007	1	PASS-THRU WARMER	OWNER	OWNER	
008	1	PASS-THRU REFRIGERATOR	OWNER	OWNER	
009	2	MILK COOLER	OWNER	OWNER	EXISTING TO BE RELOCATED
010	1	ICE CREAM FREEZER	OWNER	OWNER	EXISTING TO BE RELOCATED
011	1	REACH-IN REFRIGERATOR	OWNER	OWNER	EXISTING TO BE RELOCATED
012	2	REACH-IN FREEZER	OWNER	OWNER	EXISTING TO BE RELOCATED
013	1	INSTANTANEOUS HWH	PC	PC	
014	1	HOOD	MC	MC	PROVIDE STAINLESS STEEL BACKSPLASH
015	3	WORK TABLE	OWNER	OWNER	
016	2	COUNTERTOP REFRIGERATOR	OWNER	OWNER	
017	1	MOBILE CASHIER STAND	OWNER	OWNER	
018	2	UTILITY CART			
019	1	CAN RACK			
020	1	S.S CABINETS ON WHEELS			
021	1	POT & PAN STORAGE RACK			
022	1	CHEST FREEZER	OWNER	OWNER	EXISTING TO BE RELOCATED

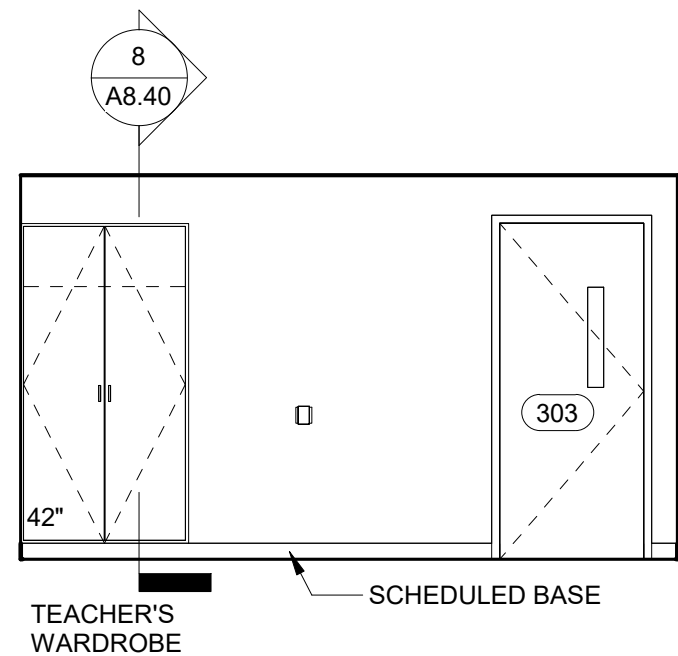
① **TOILET 029 - ELEVATION**
1/4" = 1'-0"

© Copyright 2022 Blackney Hayes Architect

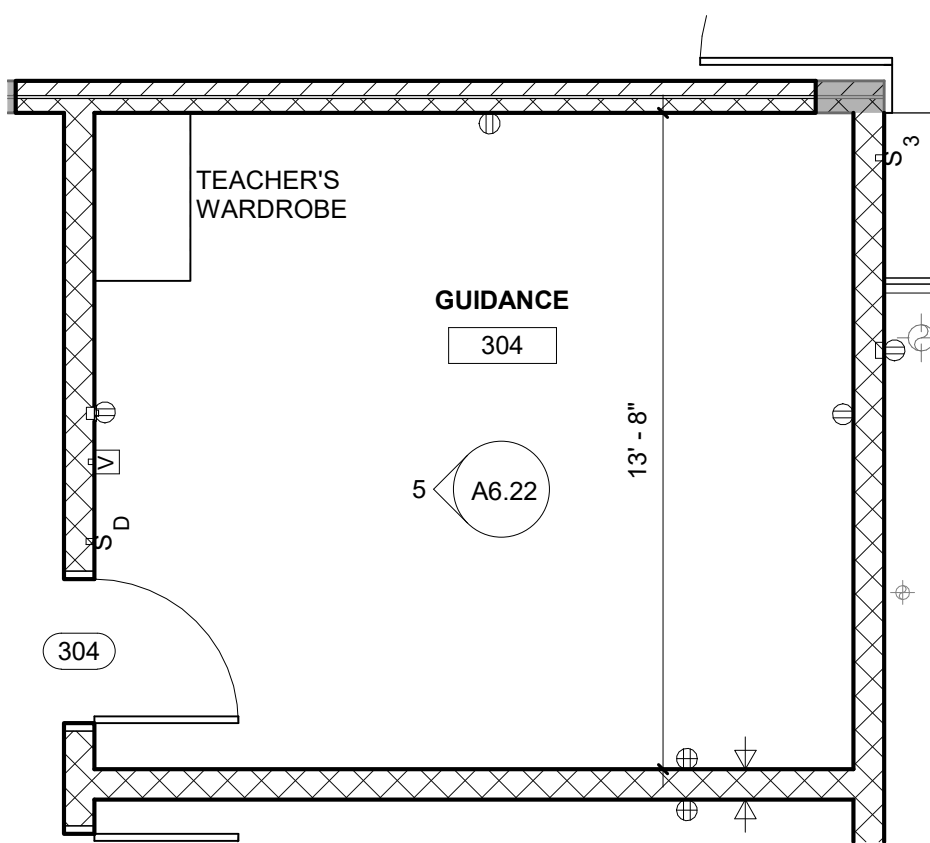
10/31/2023 5:29:52 PM



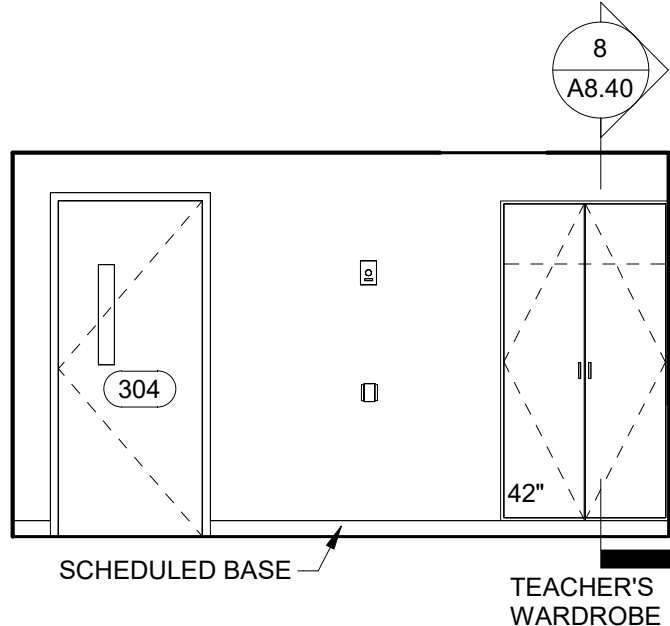
8 CASEWORKER 303 - ENLARGED PLAN
1/4" = 1'-0"



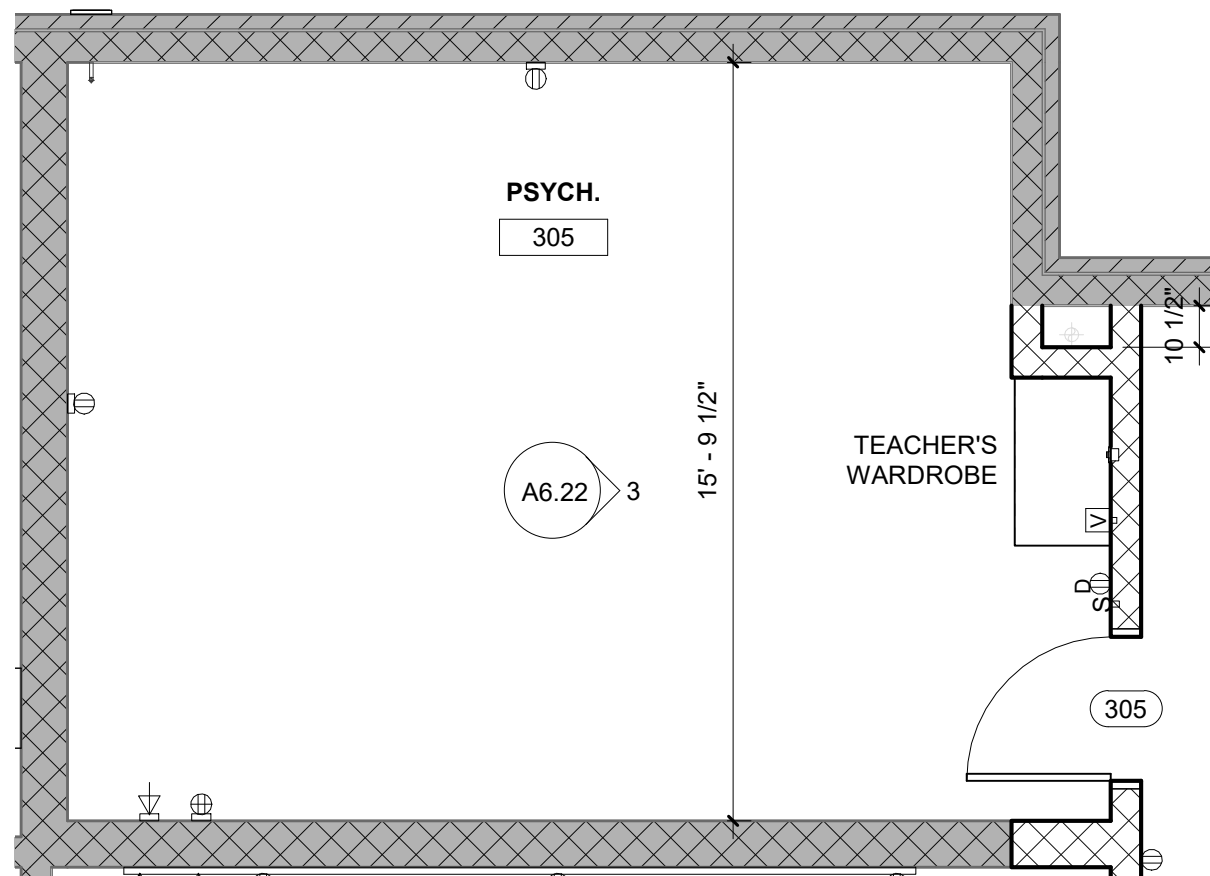
7 CASEWORKER 303 - ELEVATION
1/4" = 1'-0"



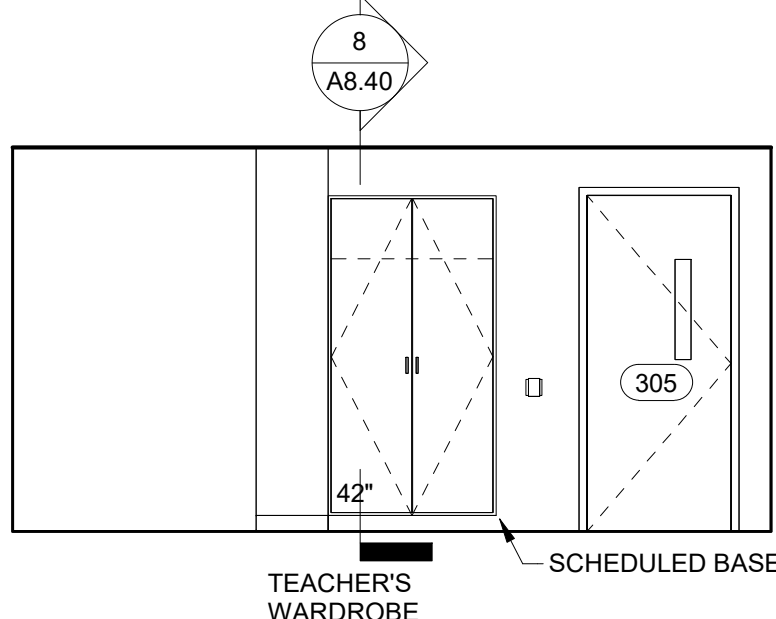
6 **GUIDANCE 304 - ENLARGED PLAN**
1/4" = 1'-0"



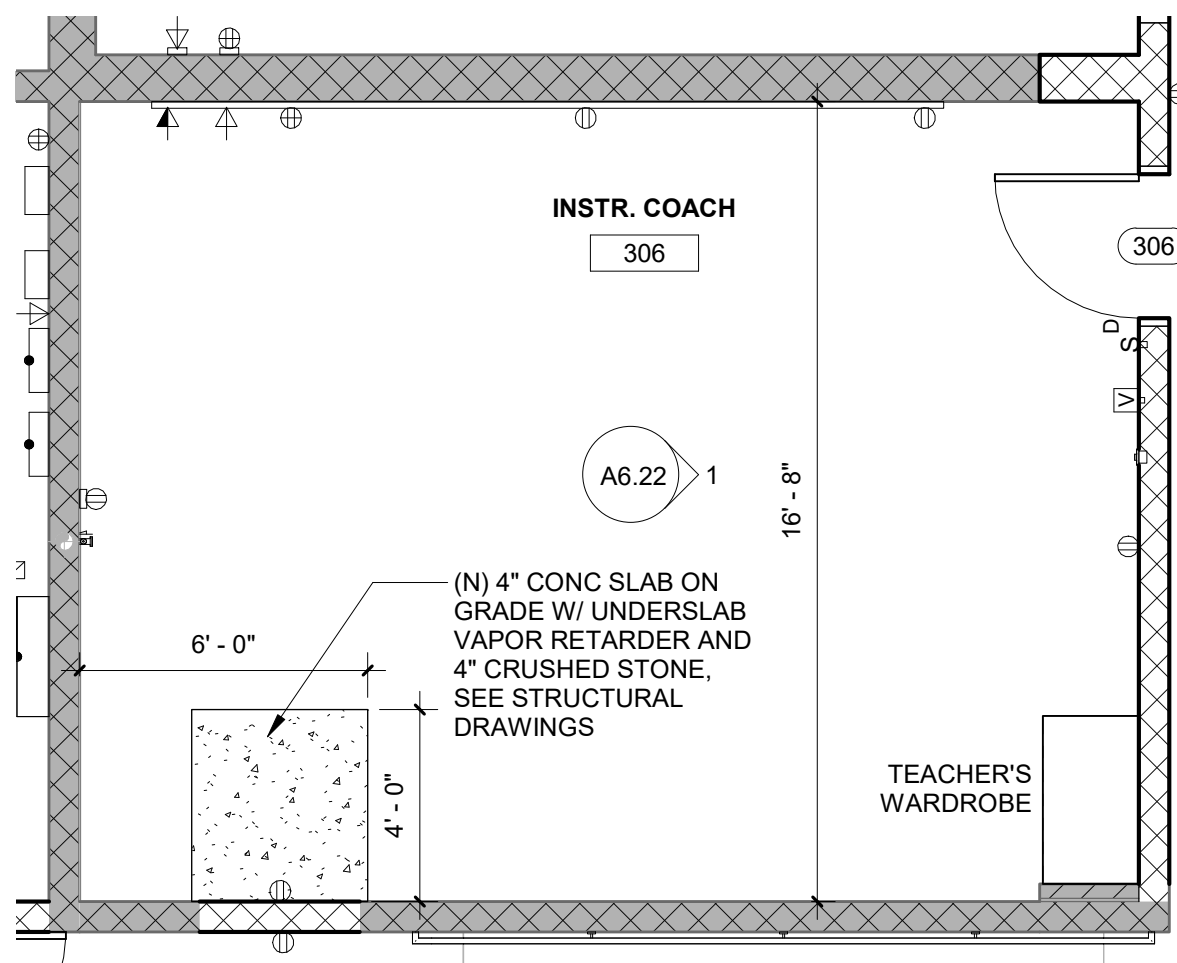
5 **GUIDANCE 304 - ELEVATION**
1/4" = 1'-0"



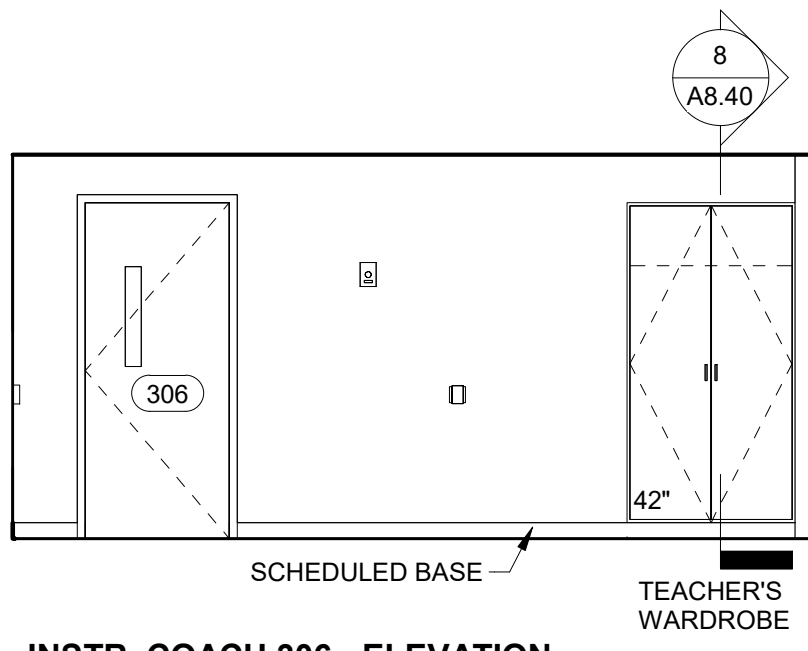
4 PSYCH 305 - ENLARGED PLAN
1/4" = 1'-0"



③ **PSCH 305- ELEVATION**
1/4" = 1'-0"



2 INSTR. COACH 306 - ENLARGED PLAN
1/4" = 1'-0"



1 INSTR. COACH 306 - ELEVATION
1/4" = 1'-0"

Mary C. Howse
Elementary

ENLARGED PLANS & INTERIOR ELEVATIONS - AREA

any party who relies in part or whole on the content of these Construction Documents shall, before beginning any work, be responsible for fully inspecting the complete set of Contract Documents, including all Drawings, Specifications, and Addenda, for completeness, conflicts of work, and suitability for constructing the project. The undersigned hereby represents and warrants that they have expertise in the area of their responsibility and are knowledgeable regarding industry standards, product requirements and code requirements and therefore are qualified to fully evaluate and interpret the contract documents. All parties relying on these documents, in the past, present, or future, shall make requests for clarifications or additional information to the Architect in writing. All parties who begin work hereby certify that the documents are suitable for their intended purposes unless noted in specific written exception beforehand.

[illegible]

Approved

NOT FOR CONSTRUCTION

10/31/2023 5:29:58 PM

OWNER
West Chester Area School District
phone: 484.266.1281
CONTACT PERSON: Damon Gonzaga

CIVIL ENGINEER
Stantec Consulting Services
phone: 610.840.2500
CONTACT PERSON: Charles J. Olivo, PE

STRUCTURAL ENGINEER
Baker, Ingram & Associates
phone: 856.310.1491
CONTACT PERSON: Brian D. McGlade, PE

MEP & FP
Snyder Hoffman Associates, Inc
phone: 610.694.8020
CONTACT PERSON: Jeff Machik, PE

Project:
Mary C. Howse
Elementary

Project Address:
641 Boot Road
West Chester, PA 19380

ENLARGED PLANS &
INTERIOR
ELEVATIONS - AREA 'B'

Seal

DUTY TO INSPECT CONTRACT DOCUMENTS PRIOR TO STARTING WORK:

any party who relies in part or whole on the content of these Construction Documents shall, before beginning any work, be responsible for fully inspecting the complete set of Contract Documents, including all Drawings, Specifications, and Addenda, for completeness, conflicts or omissions of fact, and submit a written request for clarification or clarification and correction to the Architect. All parties relying on these documents represent and warrant that they have expertise in the area of their responsibility and are knowledgeable regarding industry standards, product requirements and code requirements and therefore are qualified to fully evaluate and interpret the contract documents. All parties relying on these documents, prior to beginning work, shall submit all requests for clarifications and additional information to the Architect in writing. All parties who begin work hereby certify that the documents are suitable for their intended purposes unless noted in writing in a written exception beforehand.

Warning: Actual conditions may vary from conditions shown on this drawing. Confirm all information in the field before proceeding with any work and notify the Architect in writing if a variation is discovered.

This drawing is not to be copied or transmitted in any form without the express written authorization of Blackney Hayes Architects. All ideas and concepts depicted or suggested in this drawing are the property of Blackney Hayes Architects.

Date	Comments	△
3.24.2023	SCHEMATIC DESIGN	
5.26.2023	DESIGN DEVELOPMENT	
7.28.2023	60% CD SET	
9.19.2023	90% CD SET	
0.31.2023	BID SET	

BHA Job Number: 22-114

Scale: $1/4" = 1'-0"$

Drawn By: BH

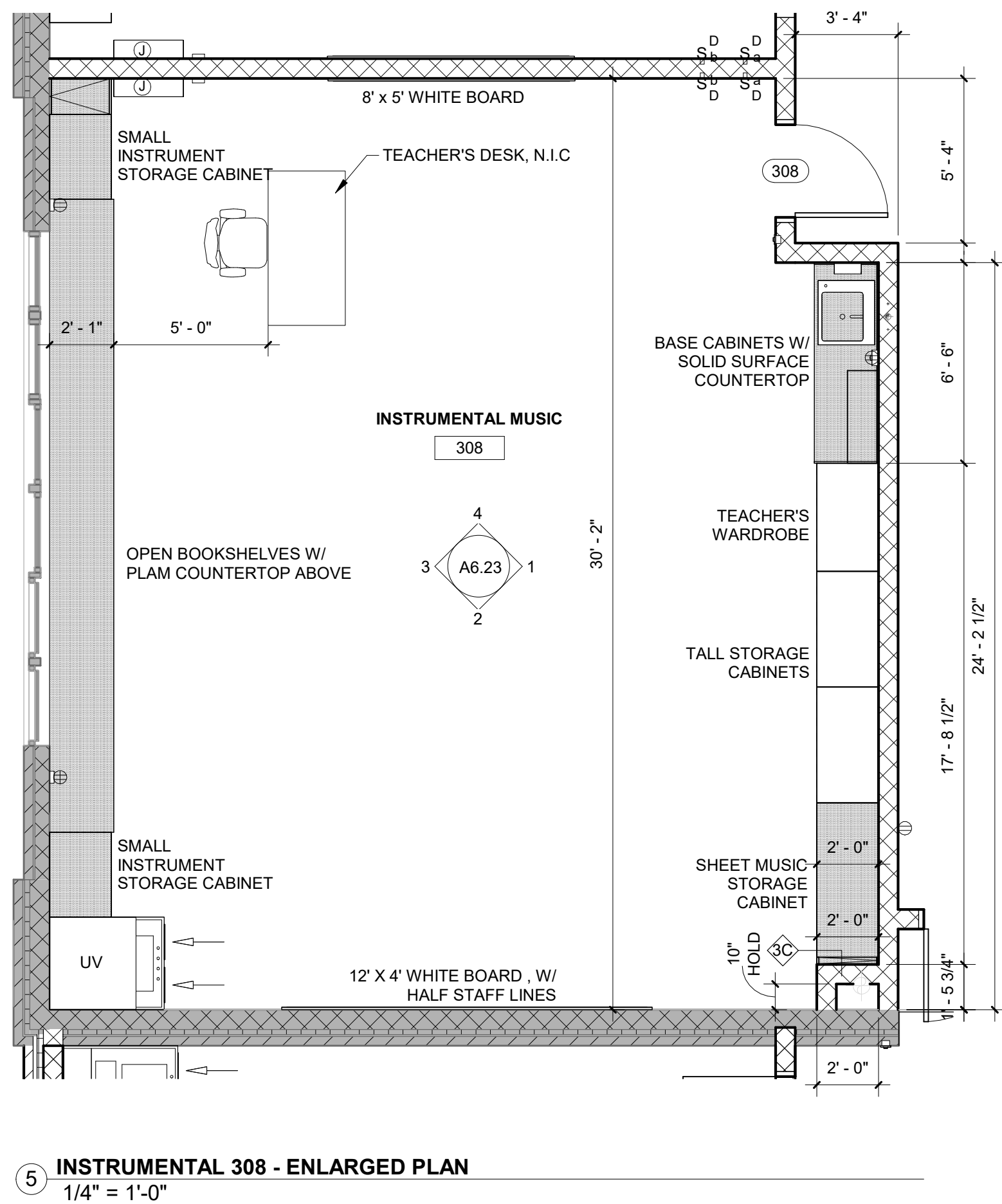
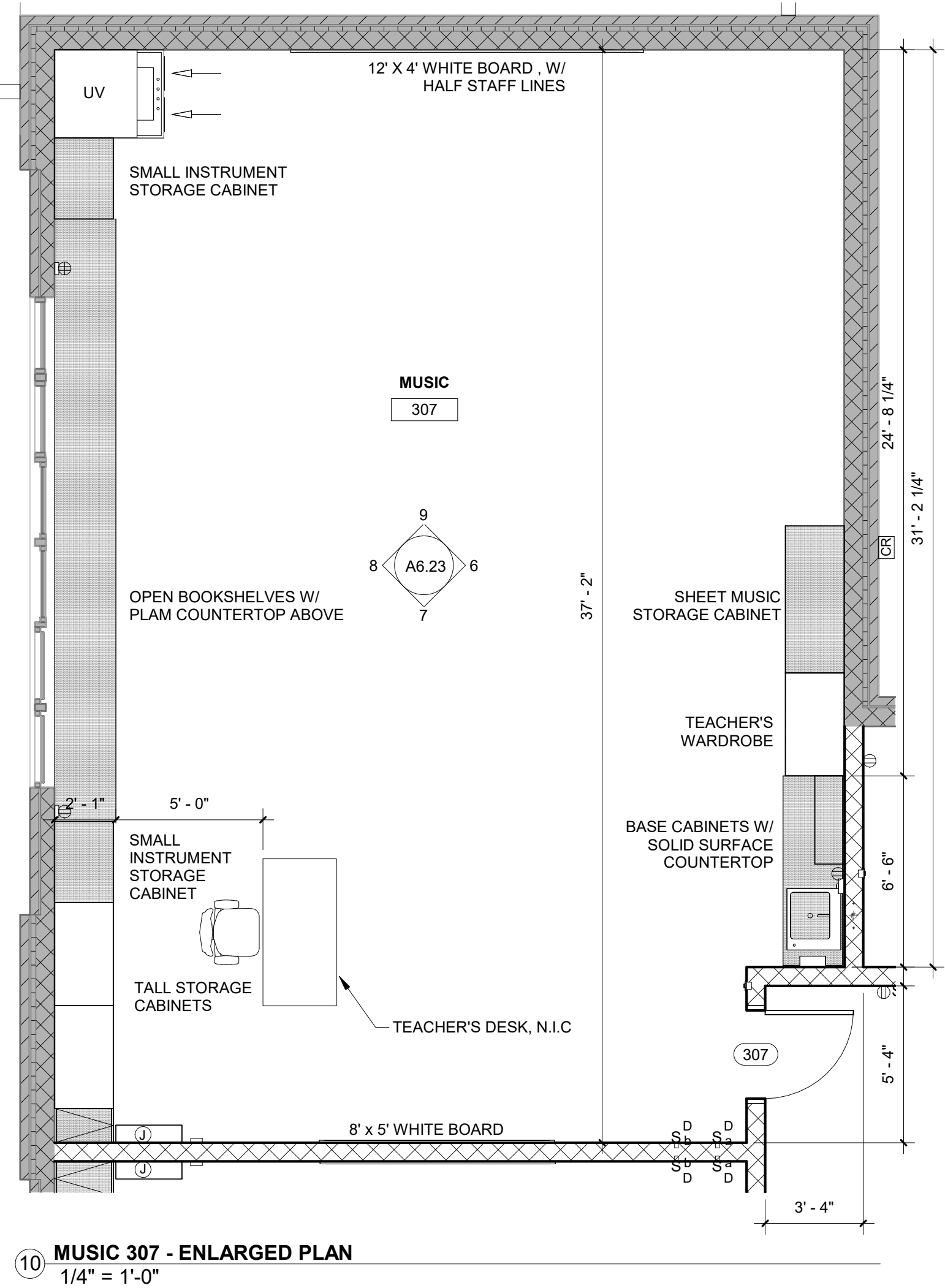
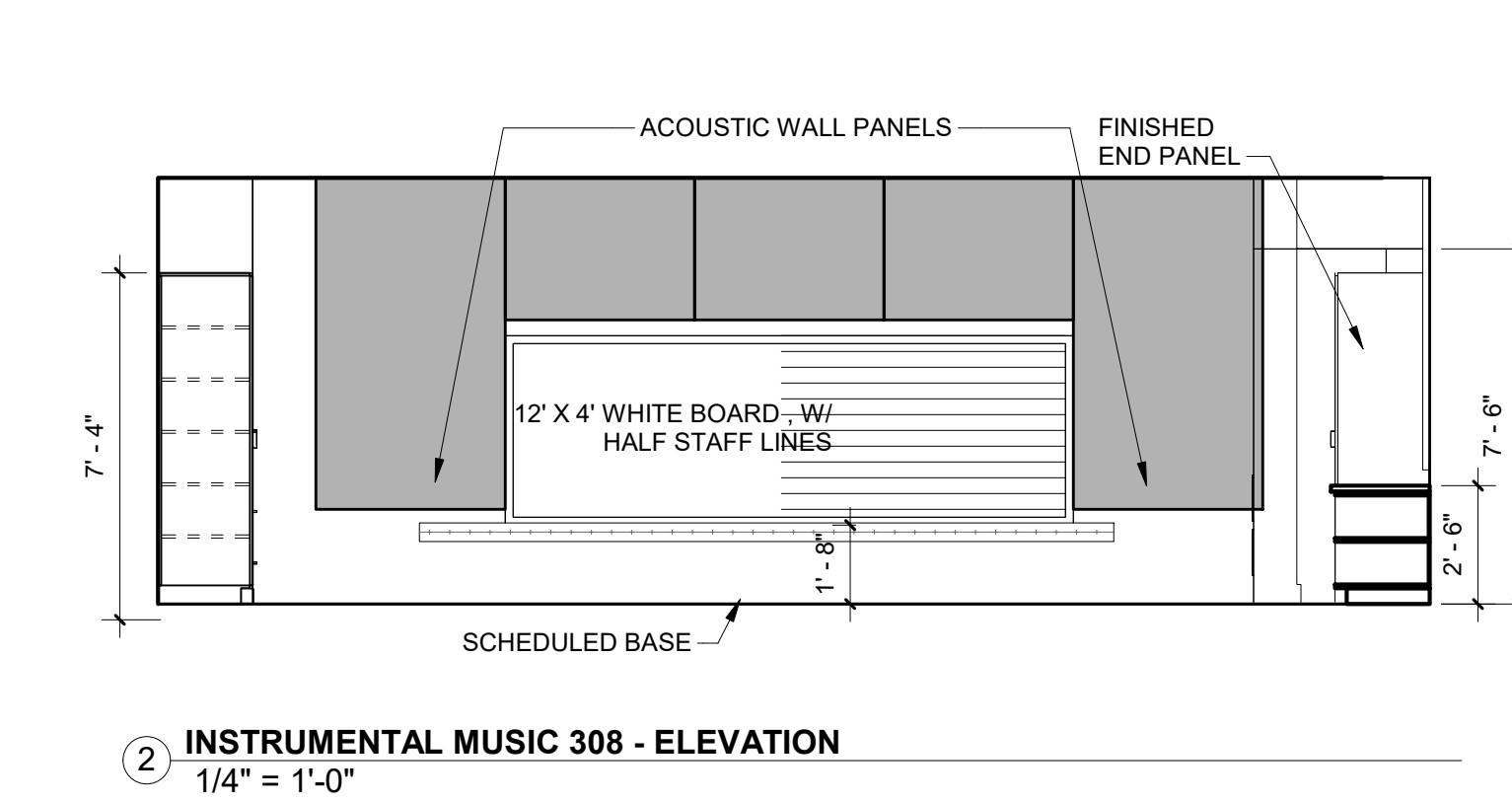
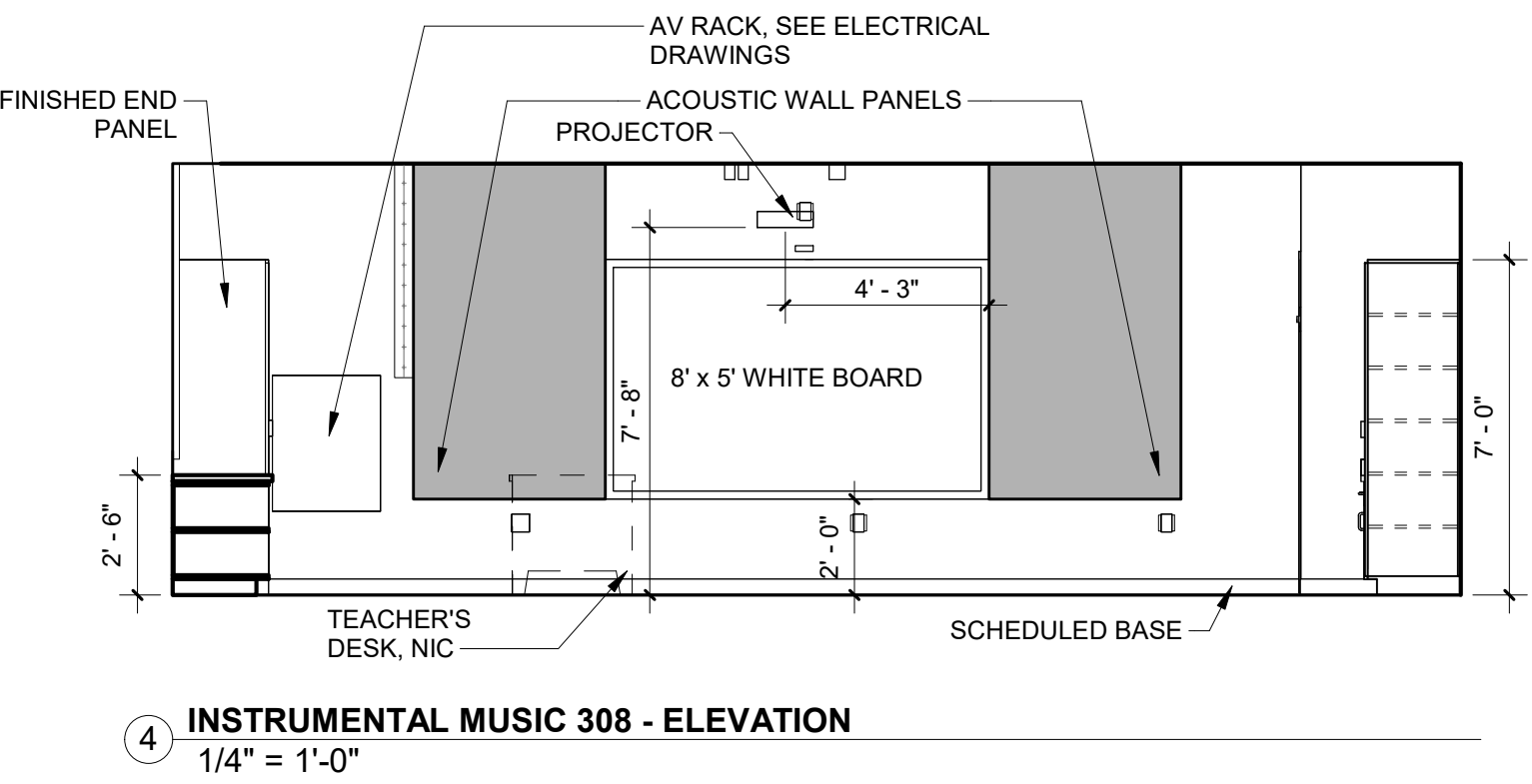
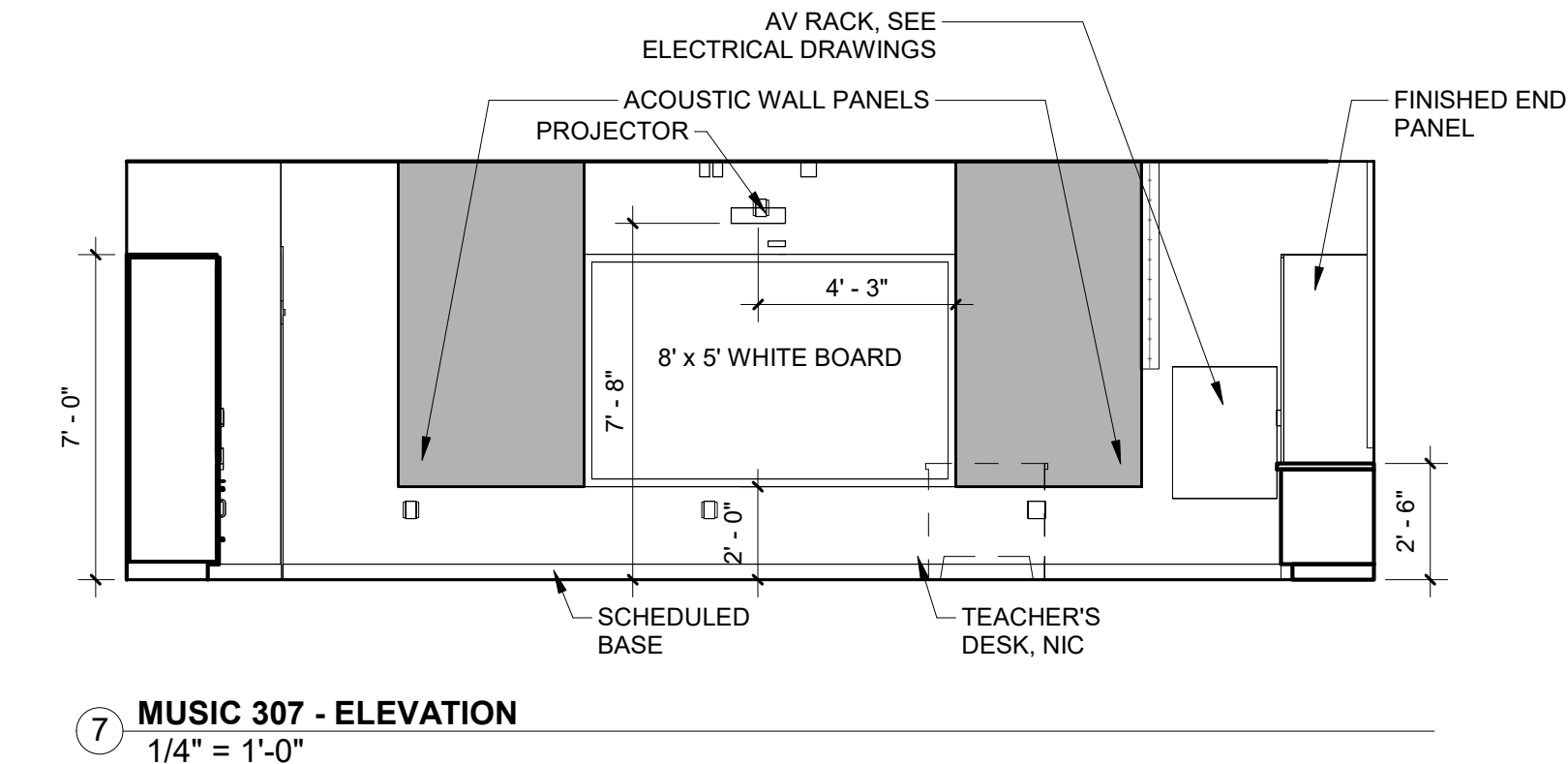
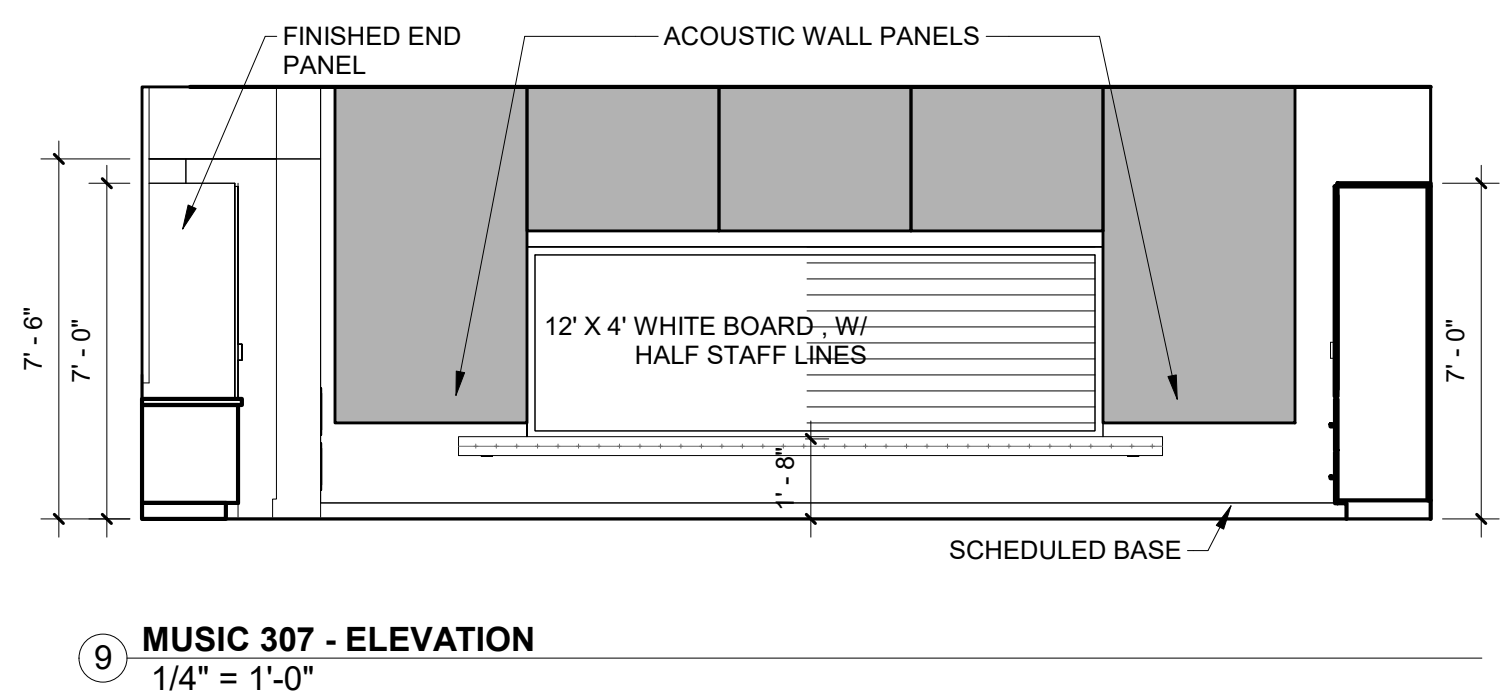
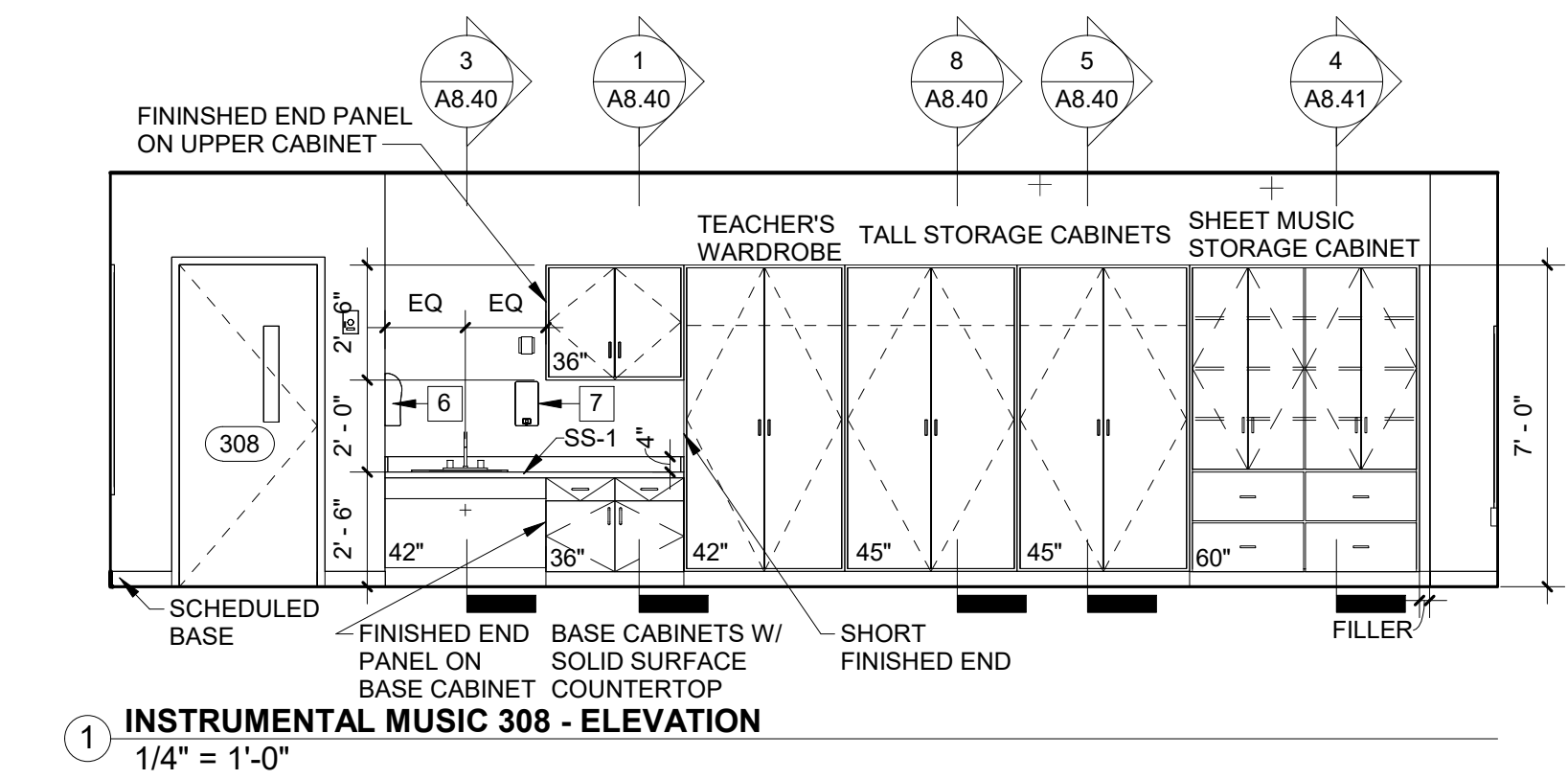
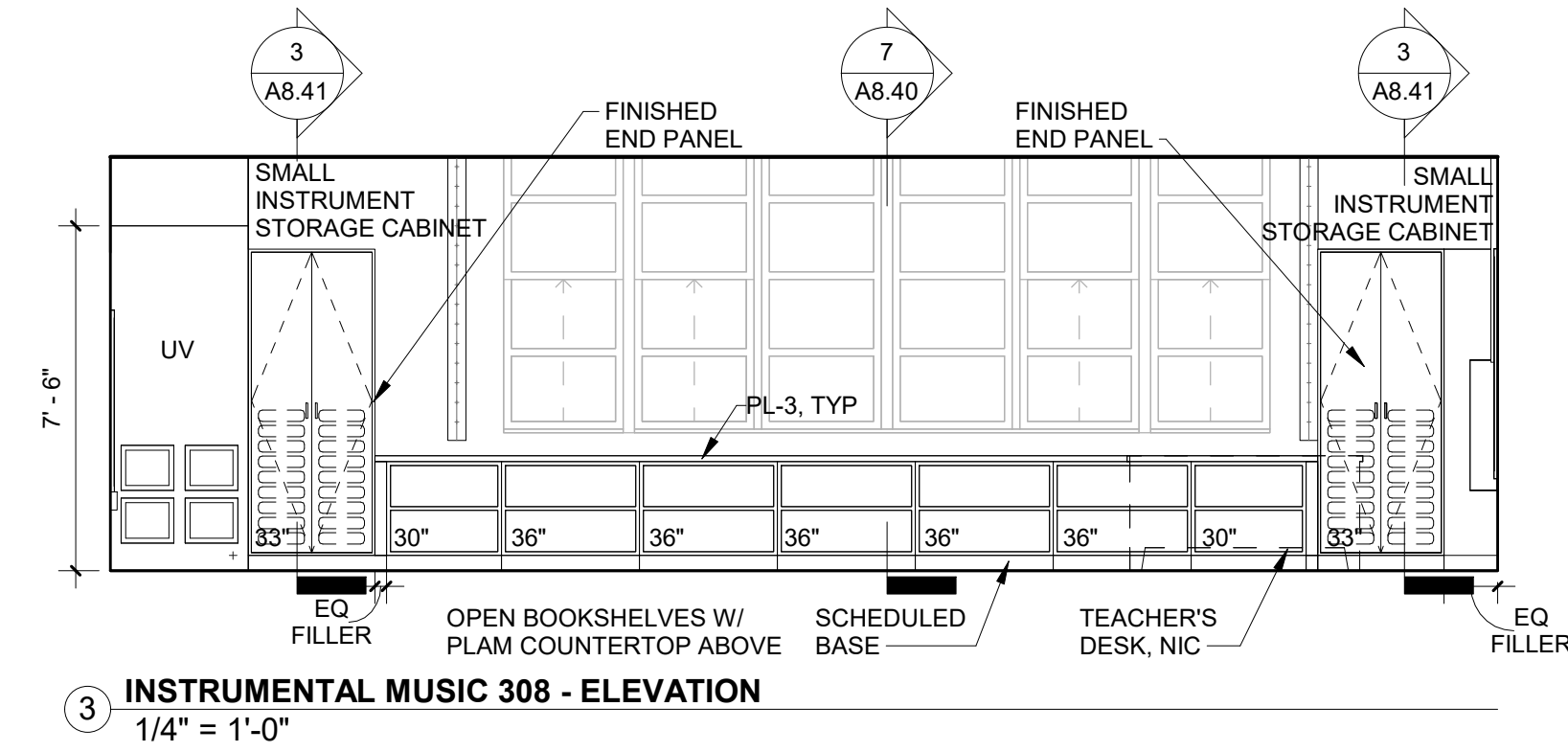
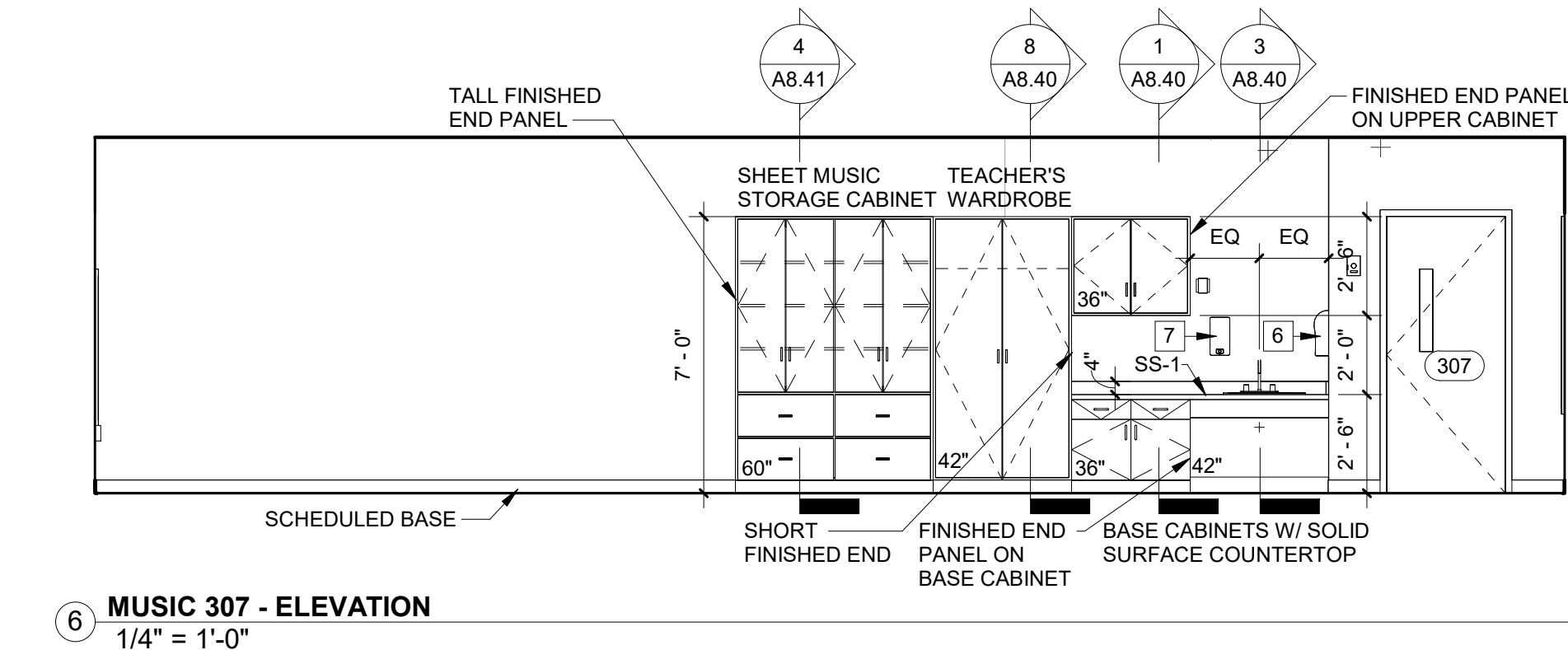
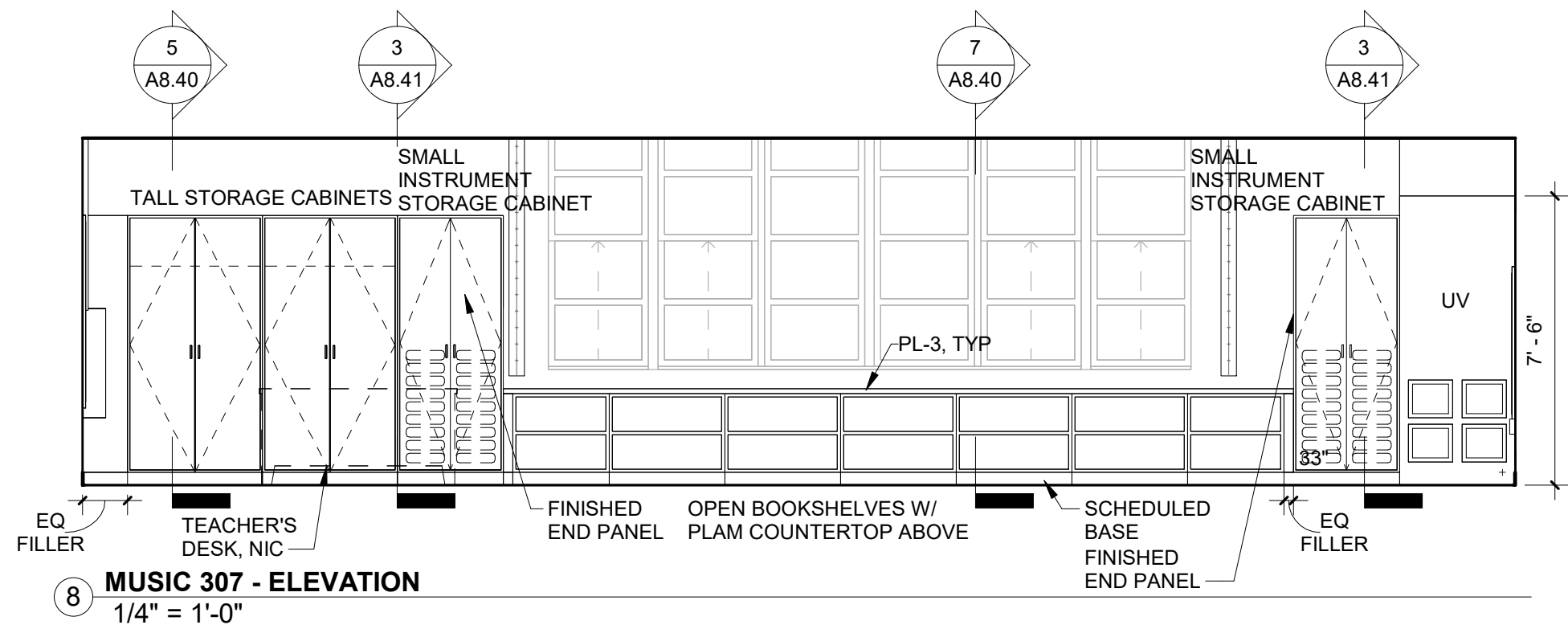
Checked By: NM

Approved By: DJ

Sheet No. _____

A6.23

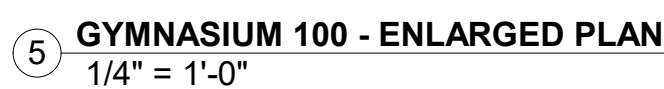
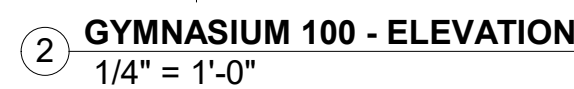
© Copyright 2022 Blackney Hayes Architect.





OWNER
West Chester Area School District
phone: 484.266.1281
CONTACT PERSON: Damon Gonzaga

STRUCTURAL ENGINEER
Baker, Ingram & Associates
phone: 856.310.1491
CONTACT PERSON: Brian D. McGlade, PE



Mary C. Howse
Elementary

ENLARGED PLANS & INTERIOR ELEVATIONS - AREA 'B'

TO STARTING WORK:
Any party who relies in part or whole on the content of these Construction Documents shall, before beginning any work, be responsible for fully inspecting the complete set of these documents including all Drawings, Specifications, and Addenda, for completeness, conflicts, scope of work, and suitability for constructing the building. All parties relying on these documents represent that they have expertise in the area of their responsibility and that they are fully aware of all relevant requirements, product requirements and code requirements and that they and therefore are qualified to fully evaluate and interpret the contract documents. All parties relying on these documents must, prior to beginning work, submit all requests for clarifications and additional information to the architect in writing. All parties who begin work hereby certify that the documents are suitable for their intended purposes unless noted in specific written exception beforehand.

Warning: Actual conditions may vary from conditions shown on this drawing. Confirm all information in the field before proceeding with any work and notify the Architect in writing if a variation is discovered.

This drawing is not to be copied or transmitted in any form without the express written authorization of Blackney Hayes Architects. All ideas and concepts depicted or suggested in this drawing are the property of Blackney Hayes Architects.

BHA Job Number: 22-114

Scale: $1/4" = 1'-0"$

Drawn By: BH

Checked By: NM

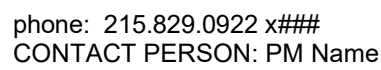
Approved

100

© Copyright 2022 Blackney Hayes Architects

NOT FOR CONSTRUCTION

10/31/2023 5:30:15 PM



OWNER
West Chester Area School District
phone: 484.266.1281
CONTACT PERSON: Damon Gonzaga

CIVIL ENGINEER
Stantec Consulting Services
phone: 610.840.2500
CONTACT PERSON: Charles J. Olivo, PE

STRUCTURAL ENGINEER
Baker, Ingram & Associates
phone: 856.310.1491
CONTACT PERSON: Brian D. McGlade, PE

MEP & FP
Snyder Hoffman Associates, Inc
phone: 610.694.8020
CONTACT PERSON: Jeff Machik, PE

Project:

Mary C. Howse
Elementary

Project Address:
641 Boot Road
West Chester, PA 19380

Sheet Title:

ENLARGED PLANS & INTERIOR ELEVATIONS - AREA 'B'

Seal

DUTY TO INSPECT CONTRACT DOCUMENTS PRIOR

TO STARTING WORK:
Any party who relies in part or whole on the content of either the Contract Documents shall, before beginning any work, be responsible for fully inspecting the complete set of Contract Documents, including all Drawings, Specifications, and Addenda, for completeness, conflicts, scope of work, and suitability for constructing the building. All parties relying on these documents represent and warrant that they have read the documents and possess the skill and knowledge regarding industry standards, product requirements and code requirements and therefore are qualified to fully evaluate and interpret the contract documents. All parties relying on these documents must, prior to beginning work, submit all requests for clarifications and additional information to the architect in writing. The parties who have signed this hereby certify that the documents are suitable for their intended purposes unless noted in specific written exception beforehand.

Warning: Actual conditions may vary from conditions shown on this drawing. Confirm all information in the field before proceeding with any work and notify the Architect in writing if a variation is discovered.

This drawing is not to be copied or transmitted in any form without the express written authorization of Blackney Hayes Architects. All ideas and concepts depicted or suggested in this drawing are the property of Blackney Hayes Architects.

BHA Job Number: 22-114

Scale: $1/4" = 1'-0"$

Drawn By:


Checked By: _____ Checker: _____

Approved By: _____ Approve _____

Sheet No.

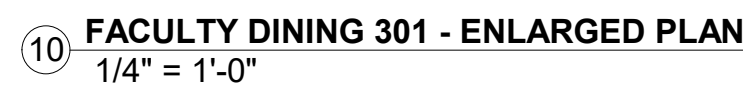
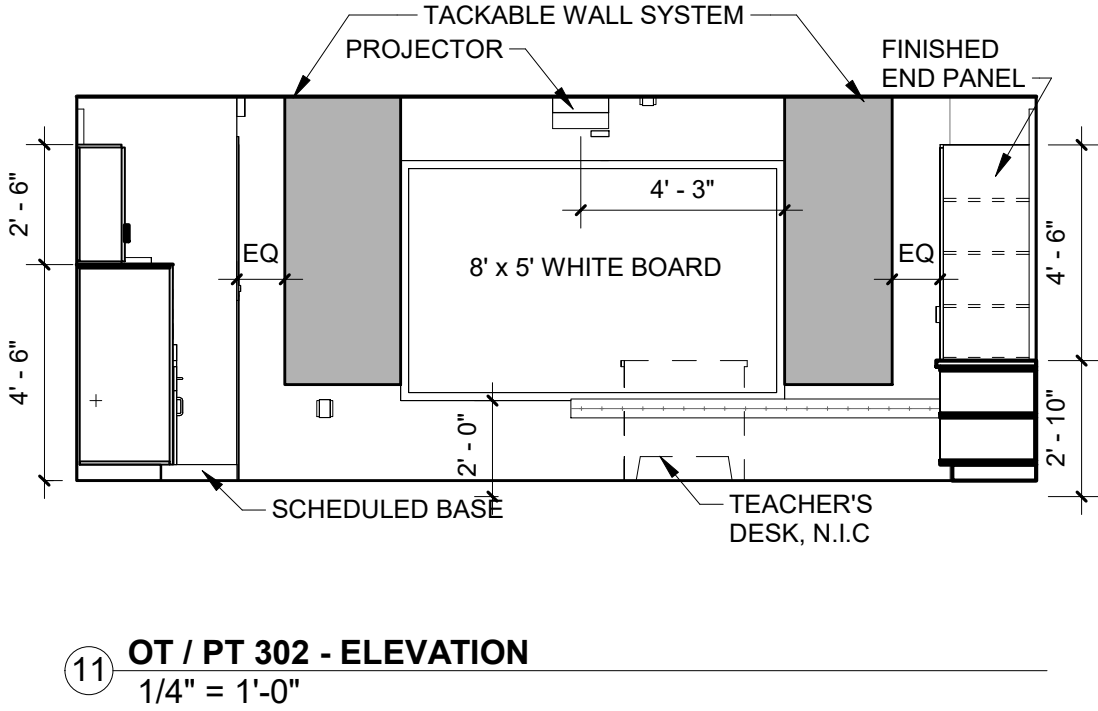
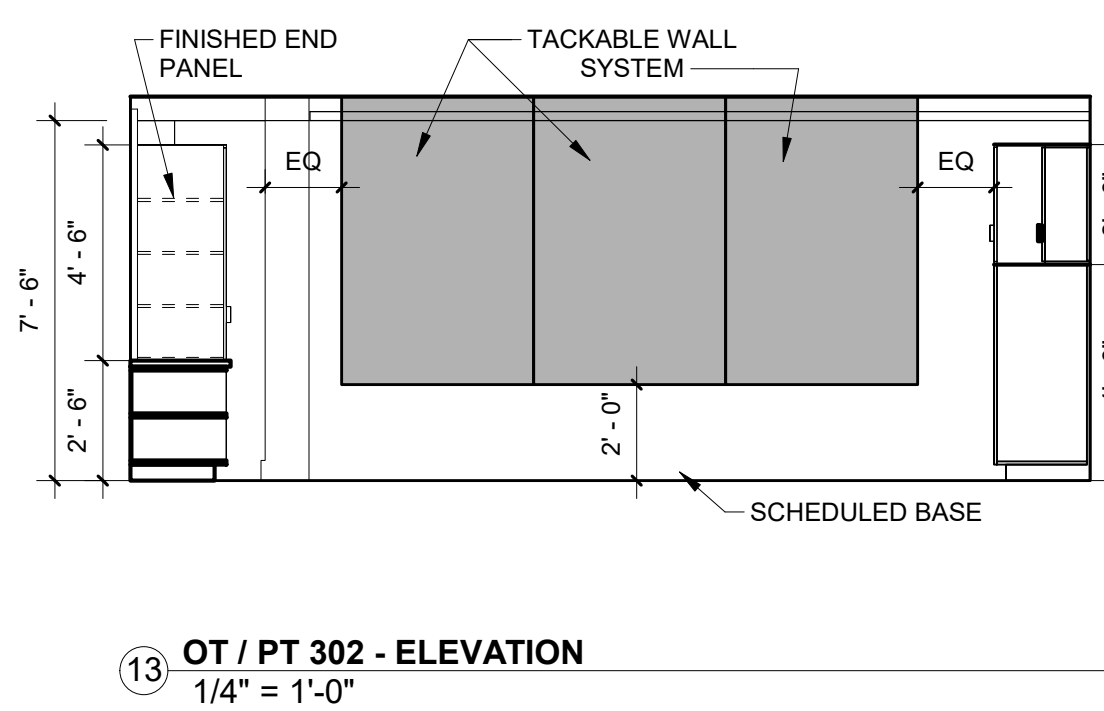
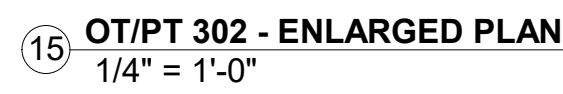
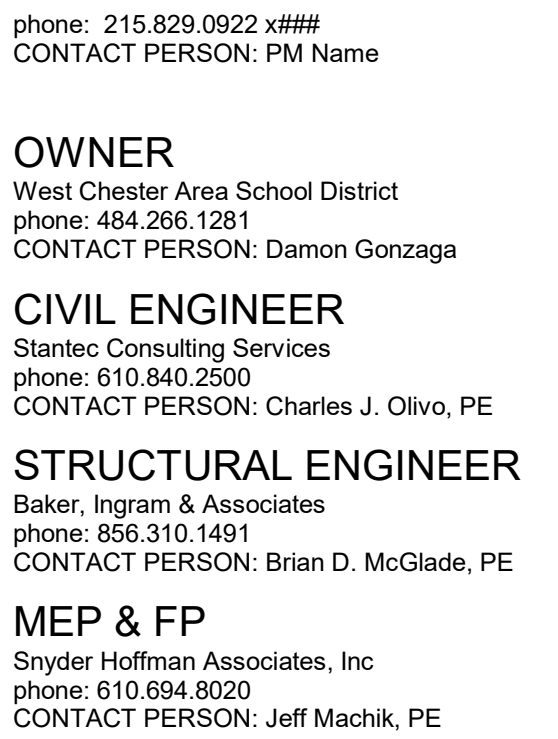
A6.25

© Copyright 2023 Blackney Hayes Architect

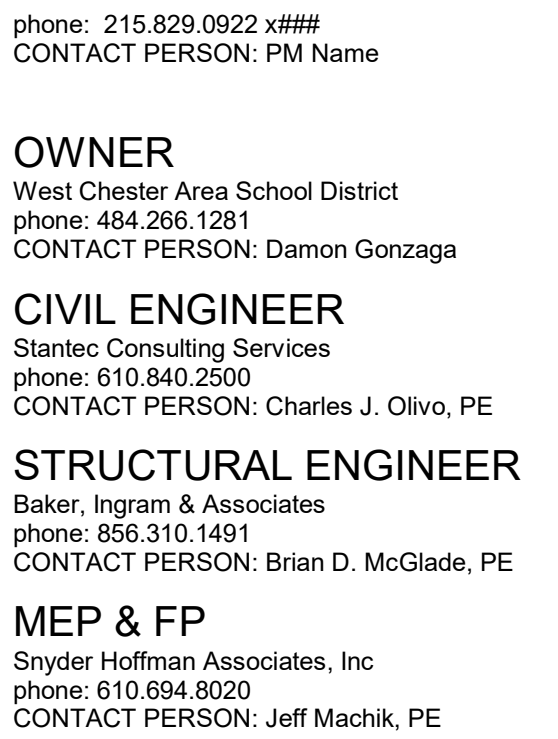


10/31/2023 5:30:18 PM

NOT FOR CONSTRUCTION



A6.30



phone: 215.829.0922 #####
CONTACT PERSON: PM Name

OWNER
West Chester Area School District
phone: 484.266.1281
CONTACT PERSON: Damon Gonzaga

CIVIL ENGINEER
Stantec Consulting Services
phone: 610.840.2500
CONTACT PERSON: Charles J. Olivo, PE

STRUCTURAL ENGINEER
Baker, Ingram & Associates
phone: 856.310.1491
CONTACT PERSON: Brian D. McGlade, PE

MEP & FP
Snyder Hoffman Associates, Inc
phone: 610.694.8020
CONTACT PERSON: Jeff Machik, PE

Project Address:
641 Boot Road
West Chester, PA 19380

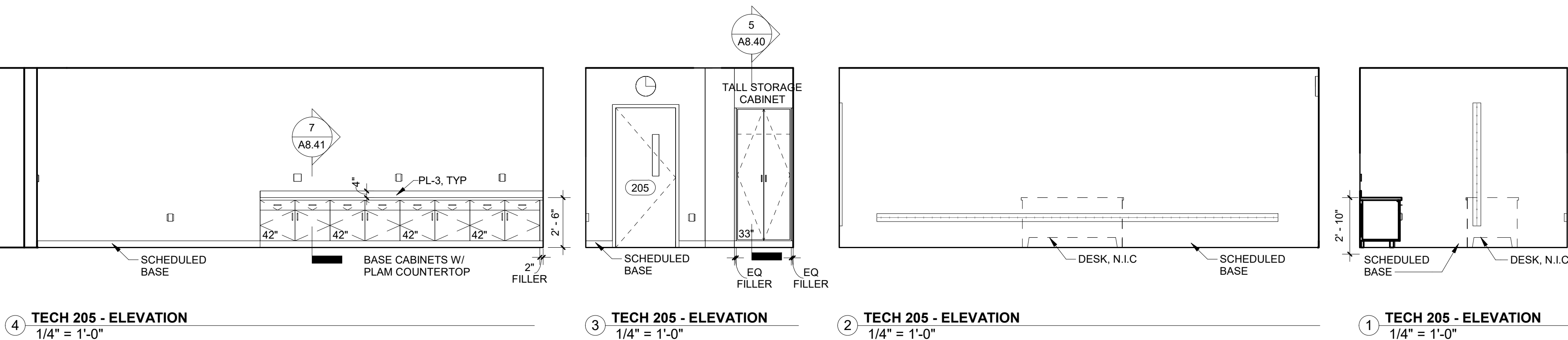
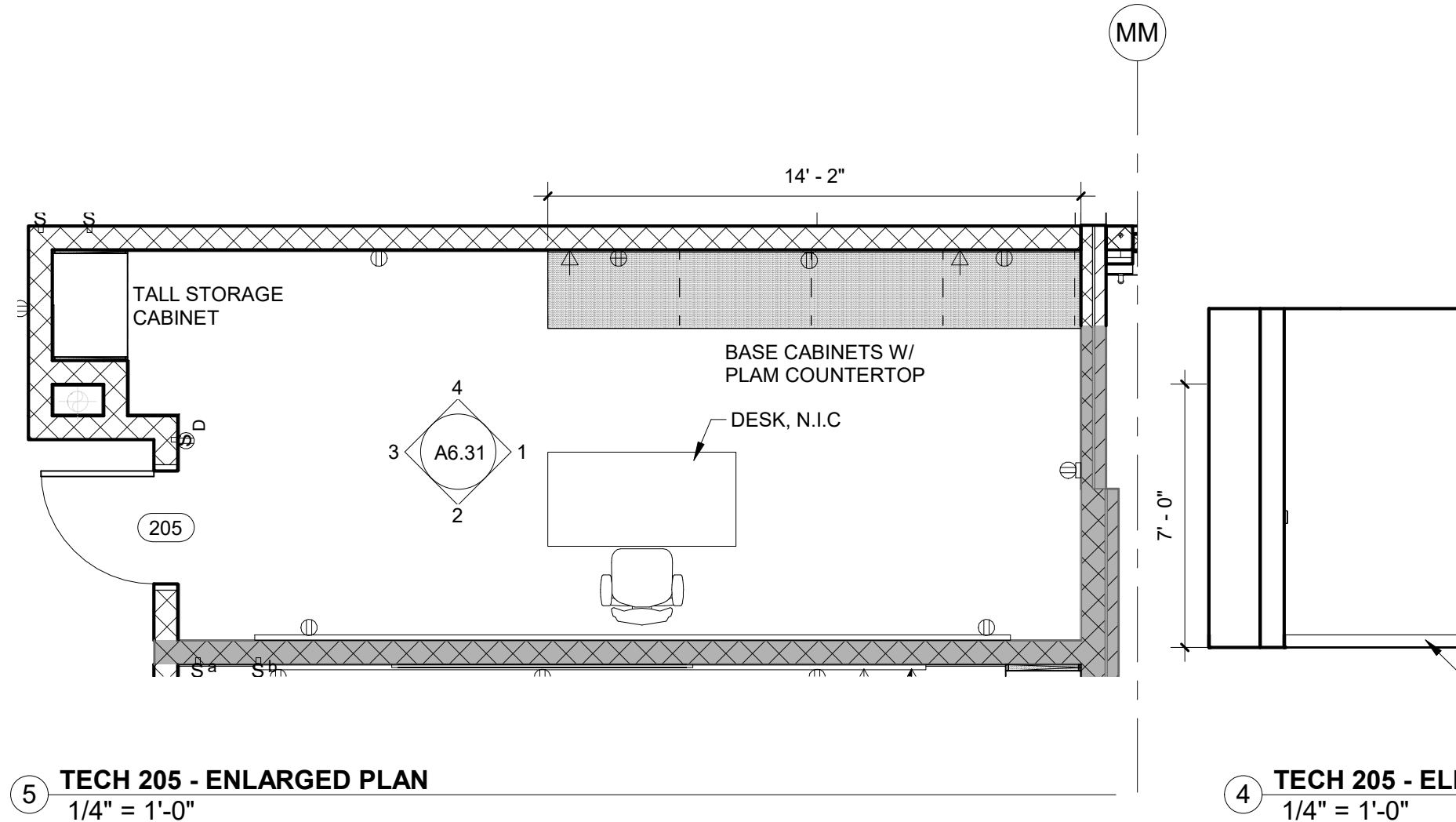
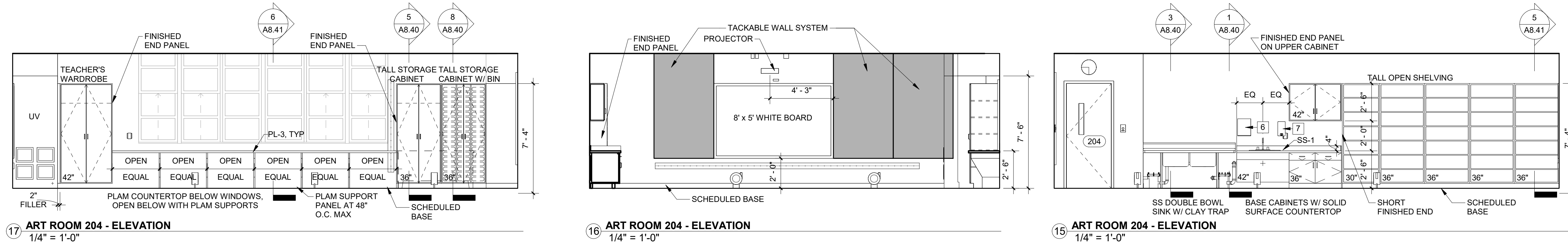
Seal

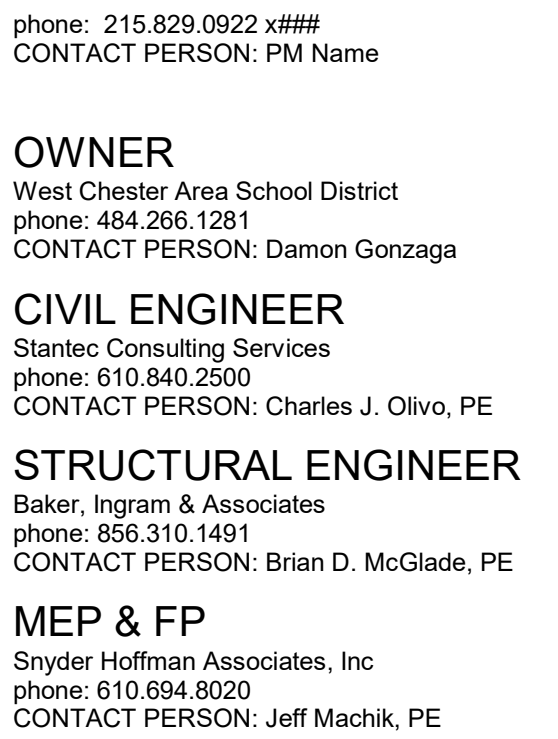
[illegible][illegible]

BHA Job Number:	22-114
Scale:	1/4" = 1'-0"
Drawn By:	Author
Checked By:	Checker
Approved By:	Approver
Sheet No.	

A6.31

NOT FOR CONSTRUCTION





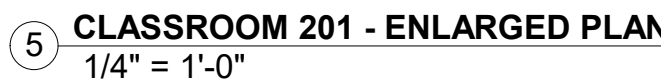
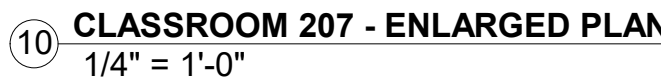
CIVIL ENGINEER
Stantec Consulting Services
phone: 610.840.2500
CONTACT PERSON: Charles J. Olivo, PE

MEP & FP
Snyder Hoffman Associates, Inc
phone: 610.694.8020
CONTACT PERSON: Jeff Machik, PE

Seal

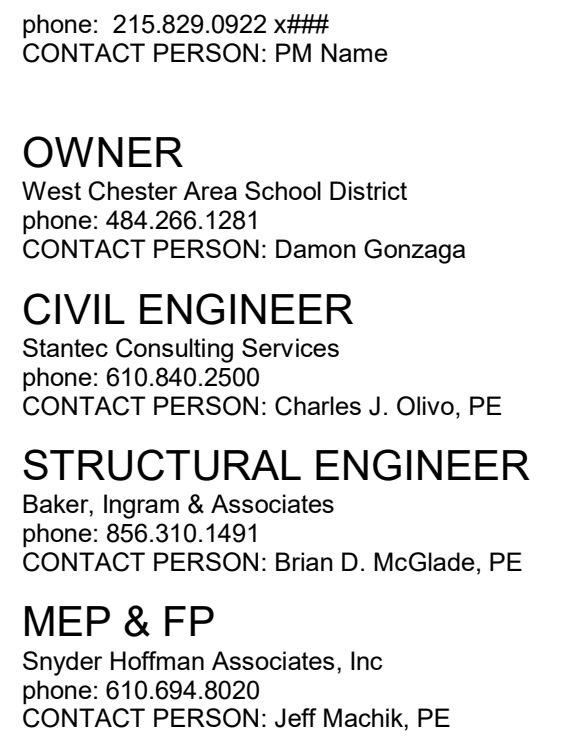
[illegible]

A6.32



NOT FOR CONSTRUCTION

10/31/2023 5:30:56 PM



Project Address:
641 Boot Road
West Chester, PA 19380

Seal

Warning: Actual conditions may vary from conditions shown on this drawing. Confirm all information in the field before proceeding with any work and notify the Architect in writing if a variation is discovered.



This drawing is not to be copied or transmitted in any form without the express written authorization of Blackney Hayes Architects. All ideas and concepts depicted or suggested in this drawing are the property of Blackney Hayes Architects.

BHA Job Number:	22-114
Scale:	1/4" = 1'-0"
Drawn By:	BH
Checked By:	NM
Approved By:	DJ
Sheet No.	

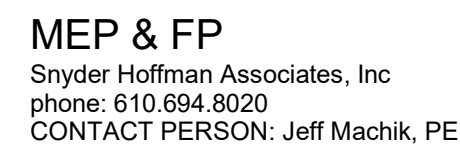
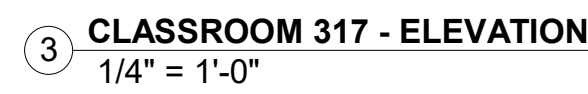
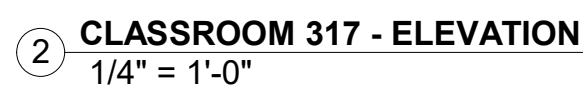
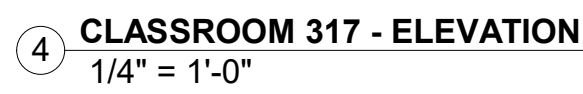
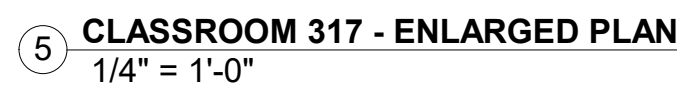
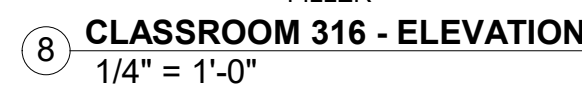
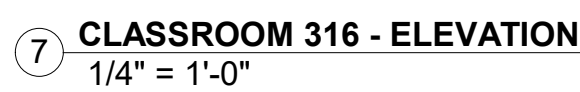
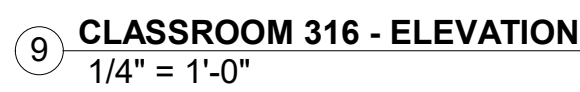
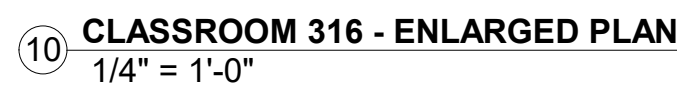
A6.33

© Copyright 2023 Blackney Hayes Architects

NOT FOR CONSTRUCTION



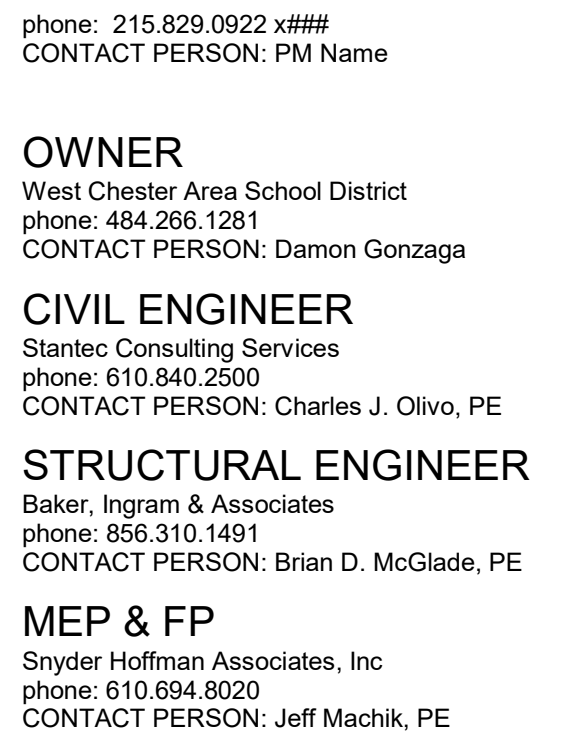
10/31/2023 5:31:05 PM



Sheet No. _____

© Copyright 2022 Blackney Hayes Architect

NOT FOR CONSTRUCTION



Project Address:
641 Boot Road
West Chester, PA 19380

DUTY TO INSPECT CONTRACT DOCUMENTS PRIOR TO STARTING WORK. Prior to the start of work on the whole of the contents of these Construction Documents shall, before beginning any work, be responsible for fully inspecting the complete set of the Construction Documents, including the Specifications, and Addenda, for completeness, conflicts, scope of work, and suitability for constructing the project. The Architect shall not be responsible to represent that they have expertise in the area of their responsibility and shall not be responsible for the design of the project, product requirements and code requirements and therefore are qualified to fully evaluate and interpret the Construction Documents. The Architect shall, upon request, submit documents, must, prior to beginning work, submit all requests for clarifications and additional information to the Architect in writing. The Architect shall not be responsible, hereby certify that the documents are suitable for their intended purpose unless noted in specific written comments.

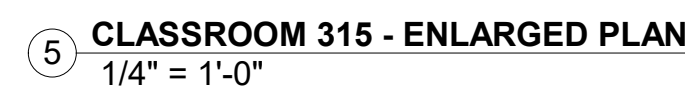
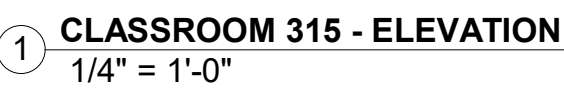
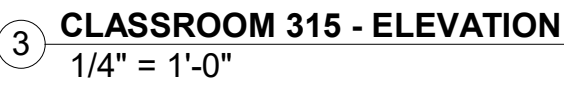
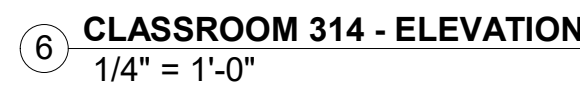
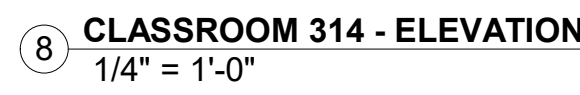
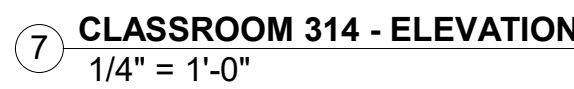
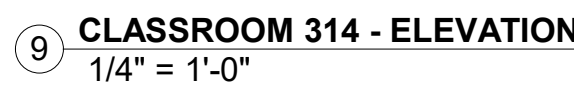
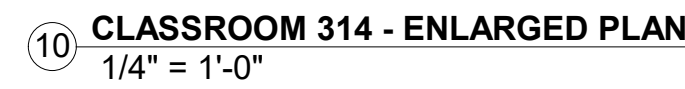
Warning: Actual conditions may vary from conditions shown on this drawing. Confirm all information in the field before proceeding with any work and notify the Architect immediately.

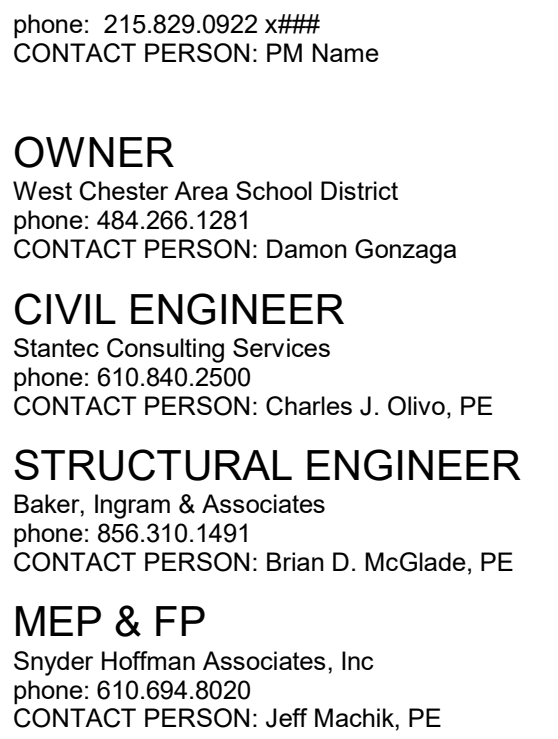
This drawing is not to be copied or transmitted in any form without the express written authorization of Blackney Hayes Architects. All ideas and concepts contained herein are the property of Blackney Hayes Architects.

BHA Job Number:	22-114
Scale:	1/4" = 1'-0"
Drawn By:	Author
Checked By:	Checker
Approved By:	Approver
Sheet No.	

© Copyright 2022 Blackney Hayes Architects.

10/31/2023 5:31:23 PM





Project Address:
641 Boot Road
West Chester, PA 19380

DUTY TO INSPECT CONTRACT DOCUMENTS PRIOR TO STARTING WORK

The Architect shall advise the Owner of all or whole or the content of these Construction Documents shall, before beginning any work, be responsible for fully inspecting the complete set of Contract Documents, including Specifications, Addendums, and Addenda, for completeness, consistency, and appropriateness, and for coordinating all design specifications, work, and suitability for performing the project. The Architect shall also advise the Owner of any omissions, errors, product requirements and code requirements and shall therefore be qualified to fully evaluate and interpret the documents. In connection with the review of the documents must, prior to beginning work, submit all requests for clarifications and additional information to the Owner in writing.

I, the undersigned, hereby certify that the documents are suitable for their intended purpose unless noted in specific written comments.

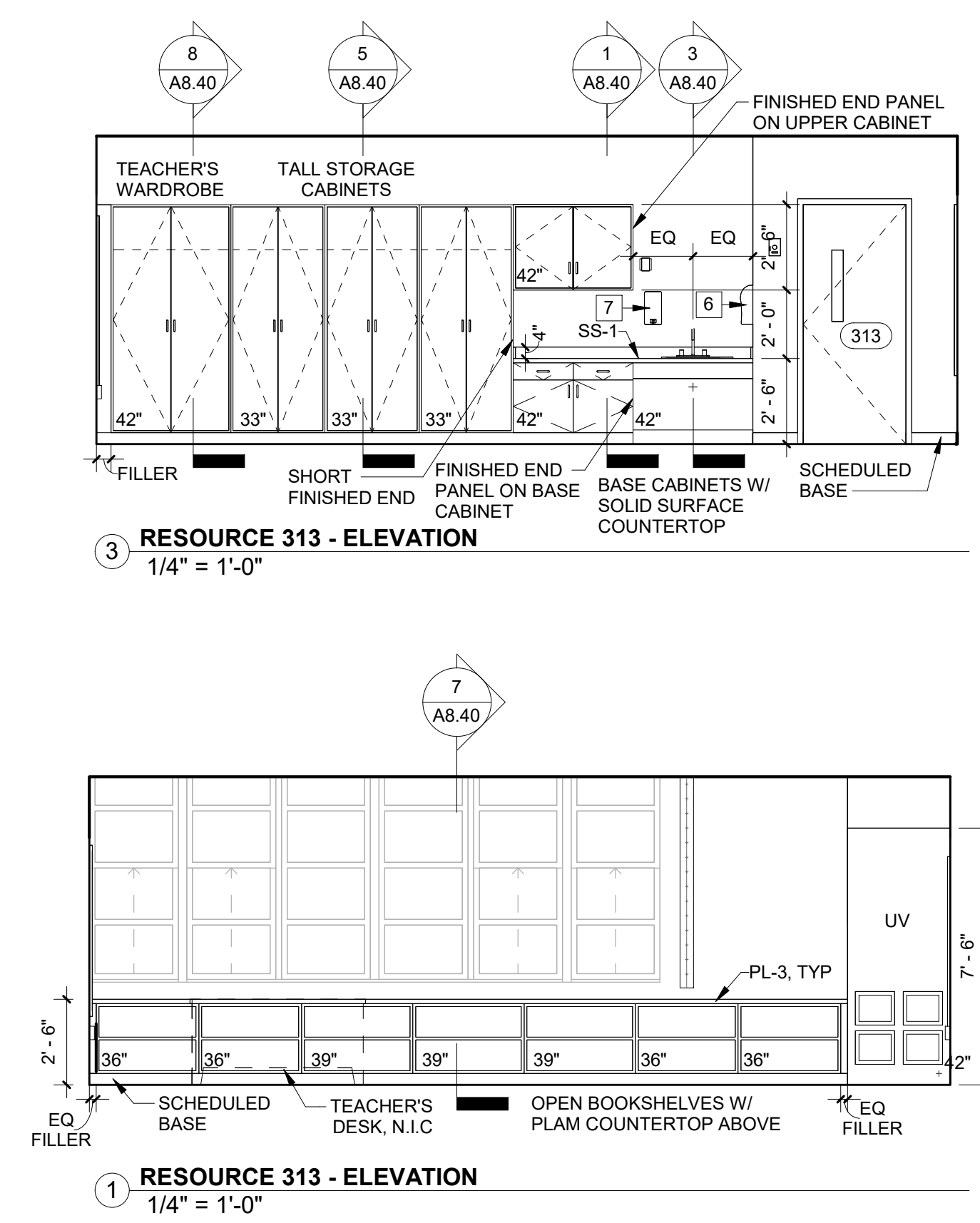
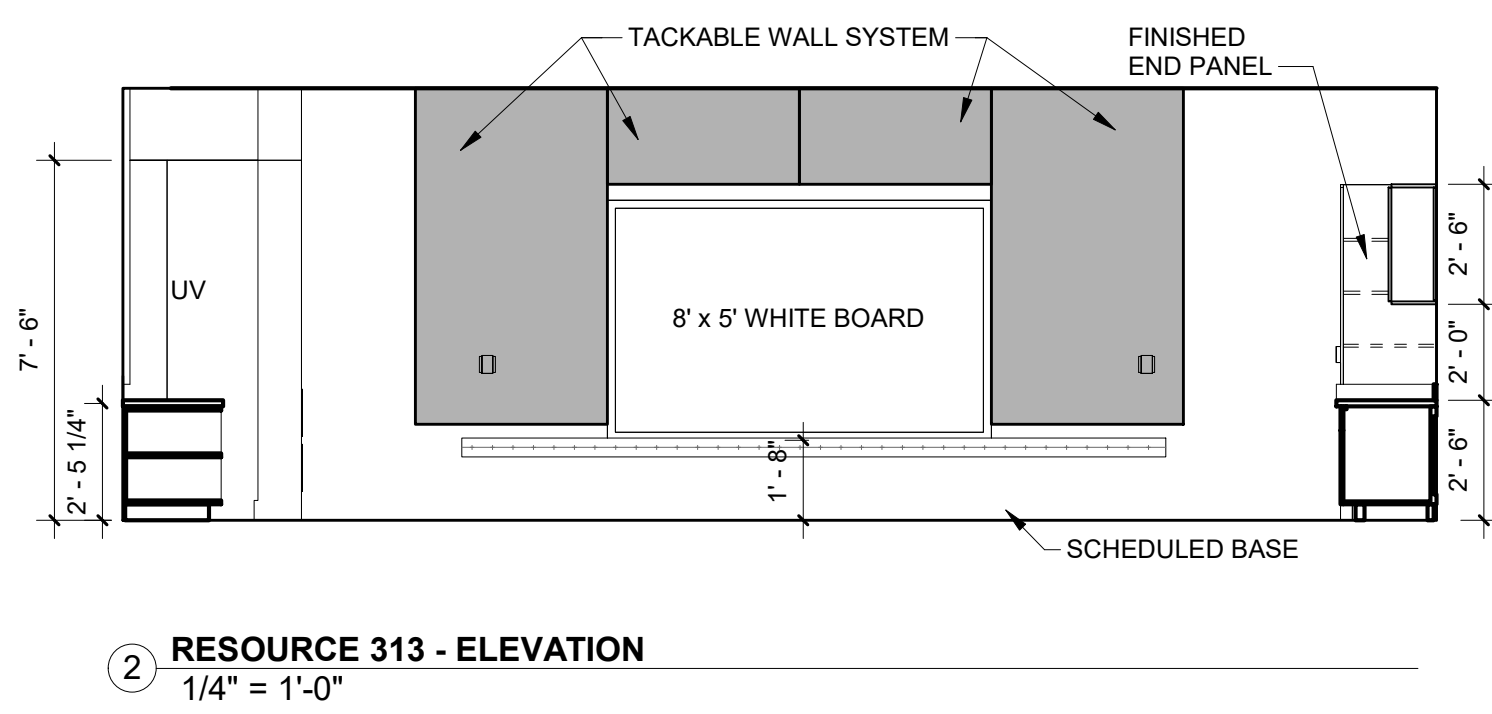
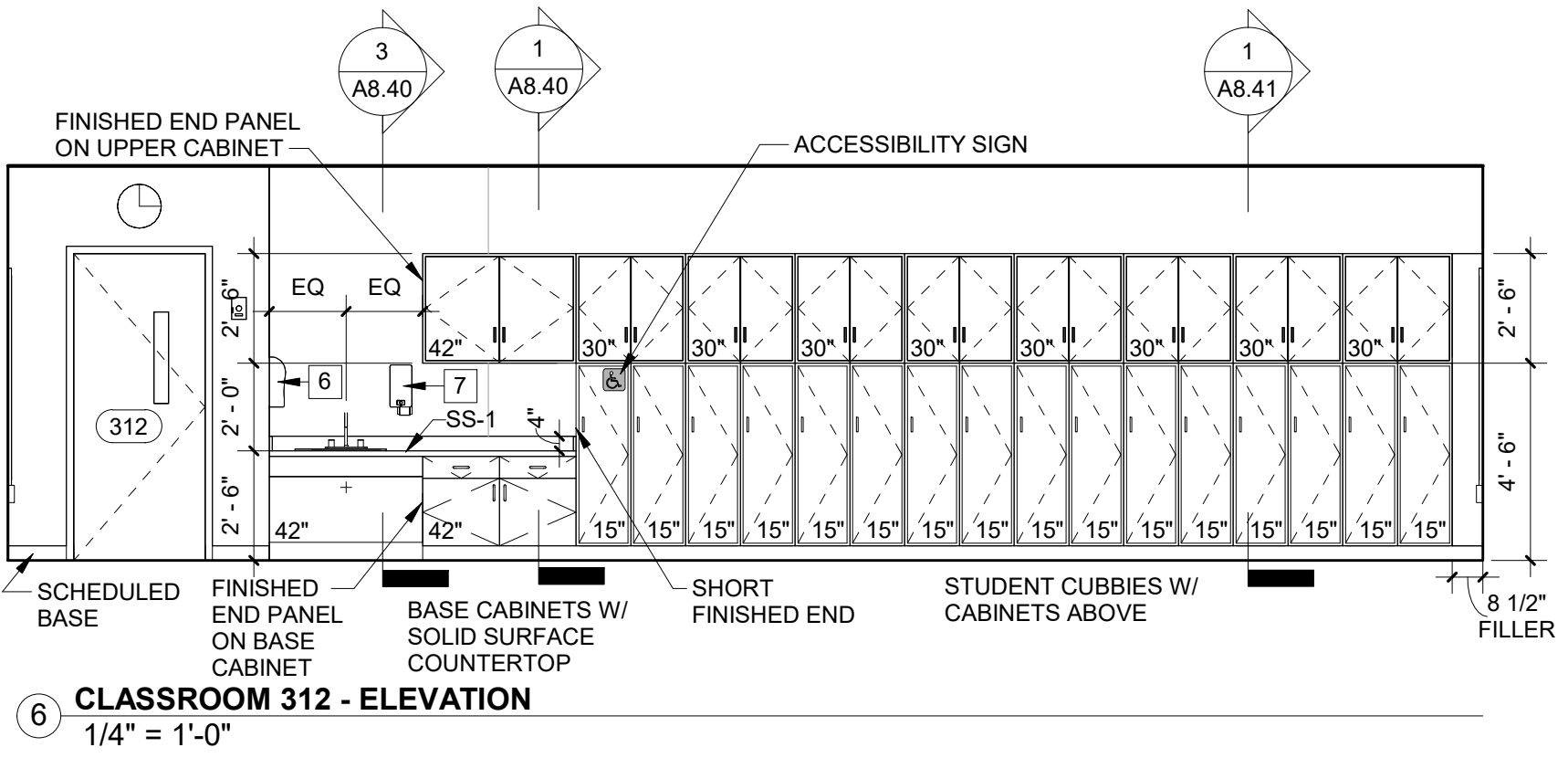
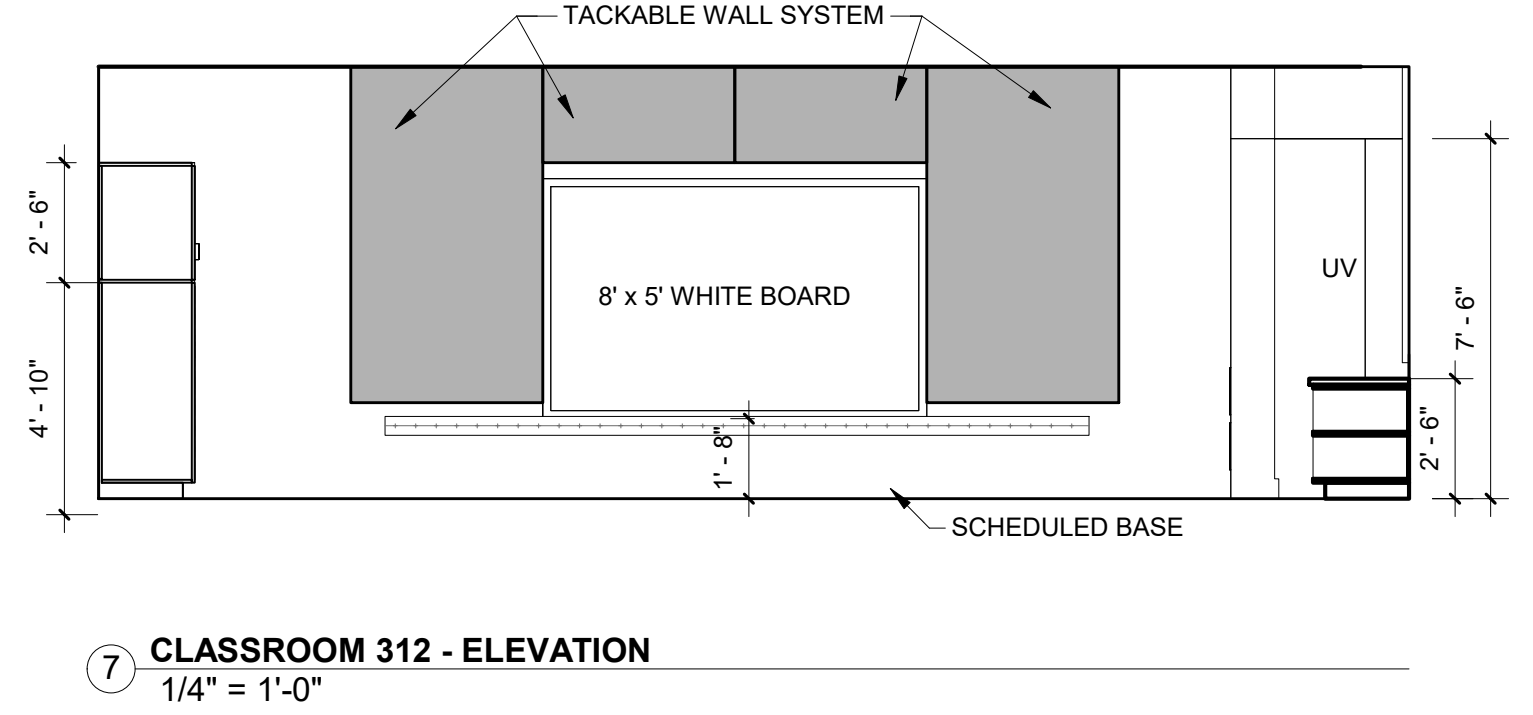
Warning: Actual conditions may vary from conditions shown on this drawing. Confirm all information in the field before proceeding with any work and notify the Architect immediately if anything is missing or incorrect.

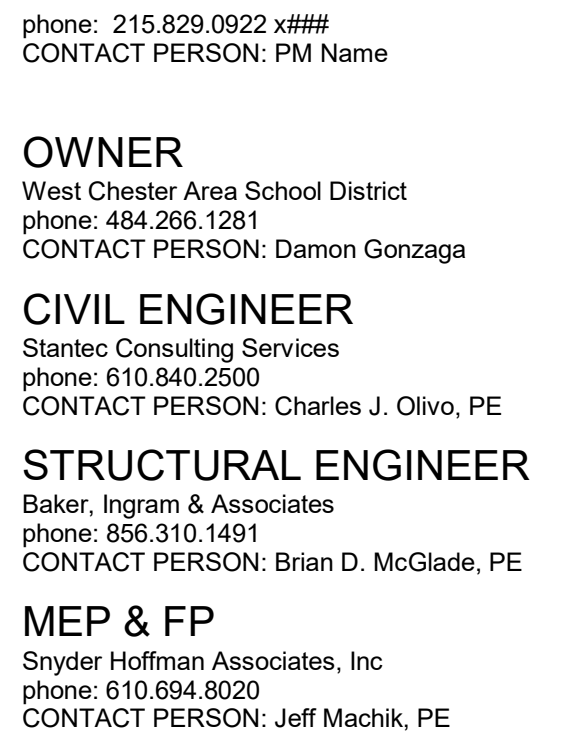
This drawing is not to be copied or transmitted in any form without the express written authorization of Blackney Hayes Architects. All ideas and concepts contained herein are the intellectual property of Blackney Hayes Architects. This drawing is the property of Blackney Hayes Architects.

[illegible]

A6.36

10/31/2023 5:31:31 PM





Project Address:
641 Boot Road
West Chester, PA 19380

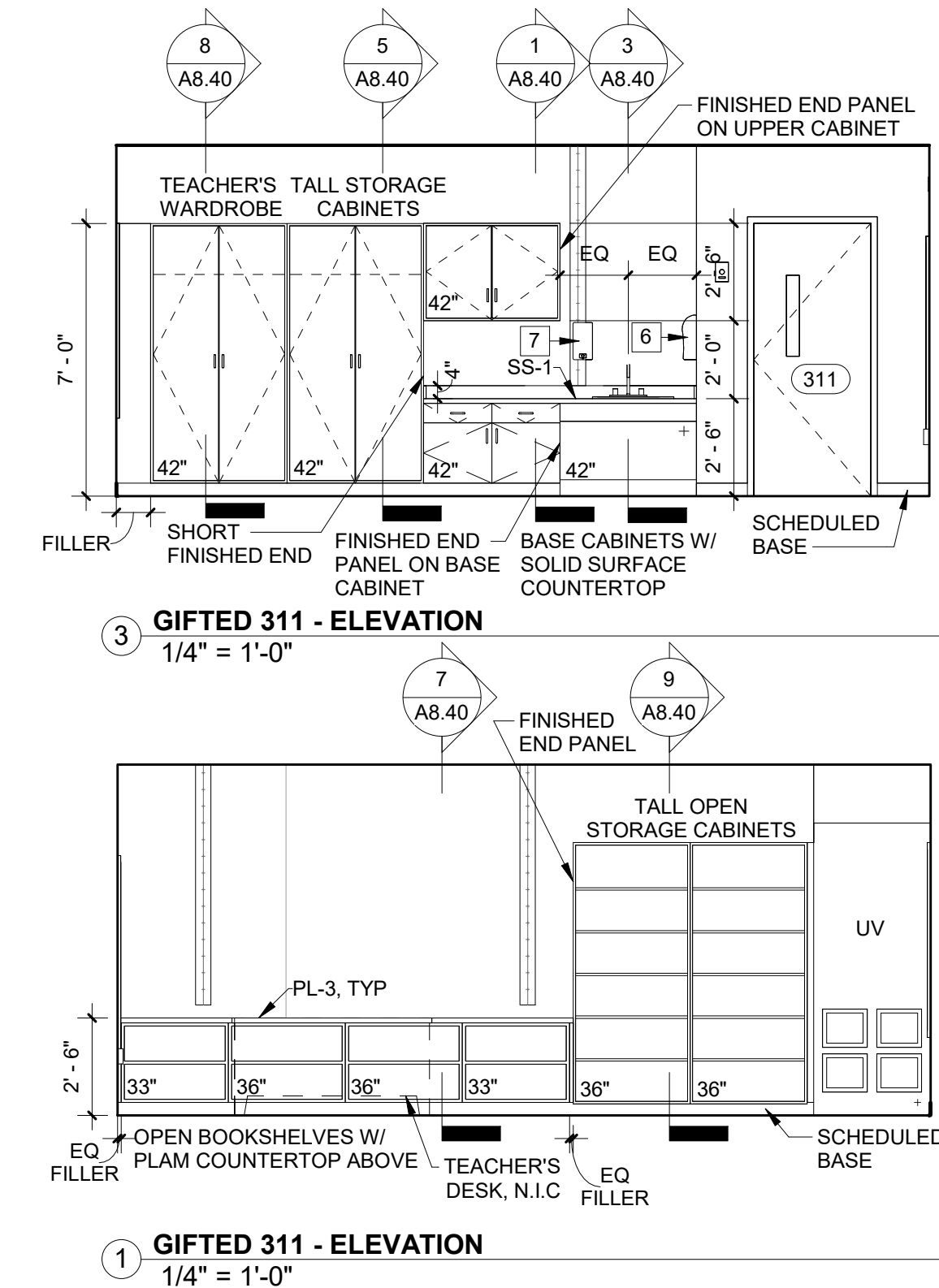
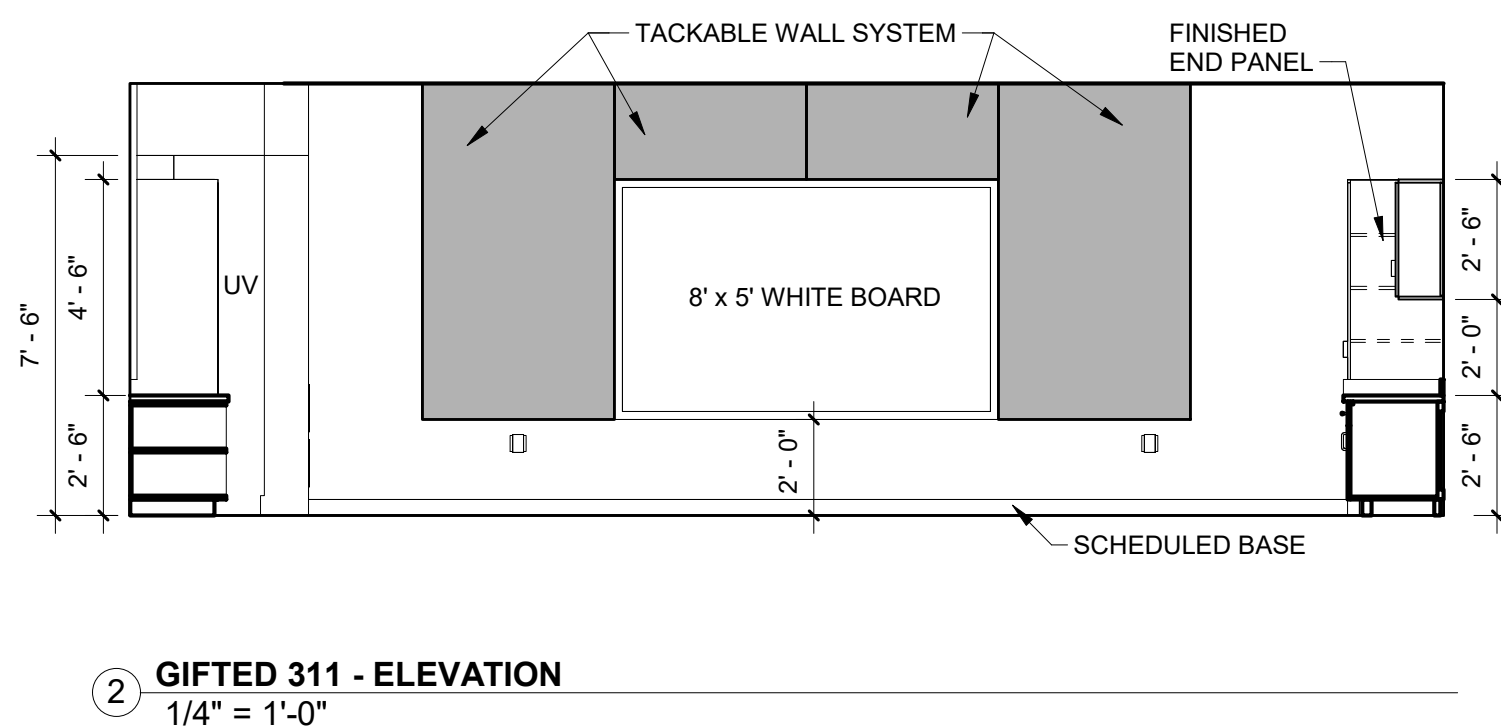
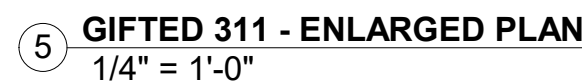
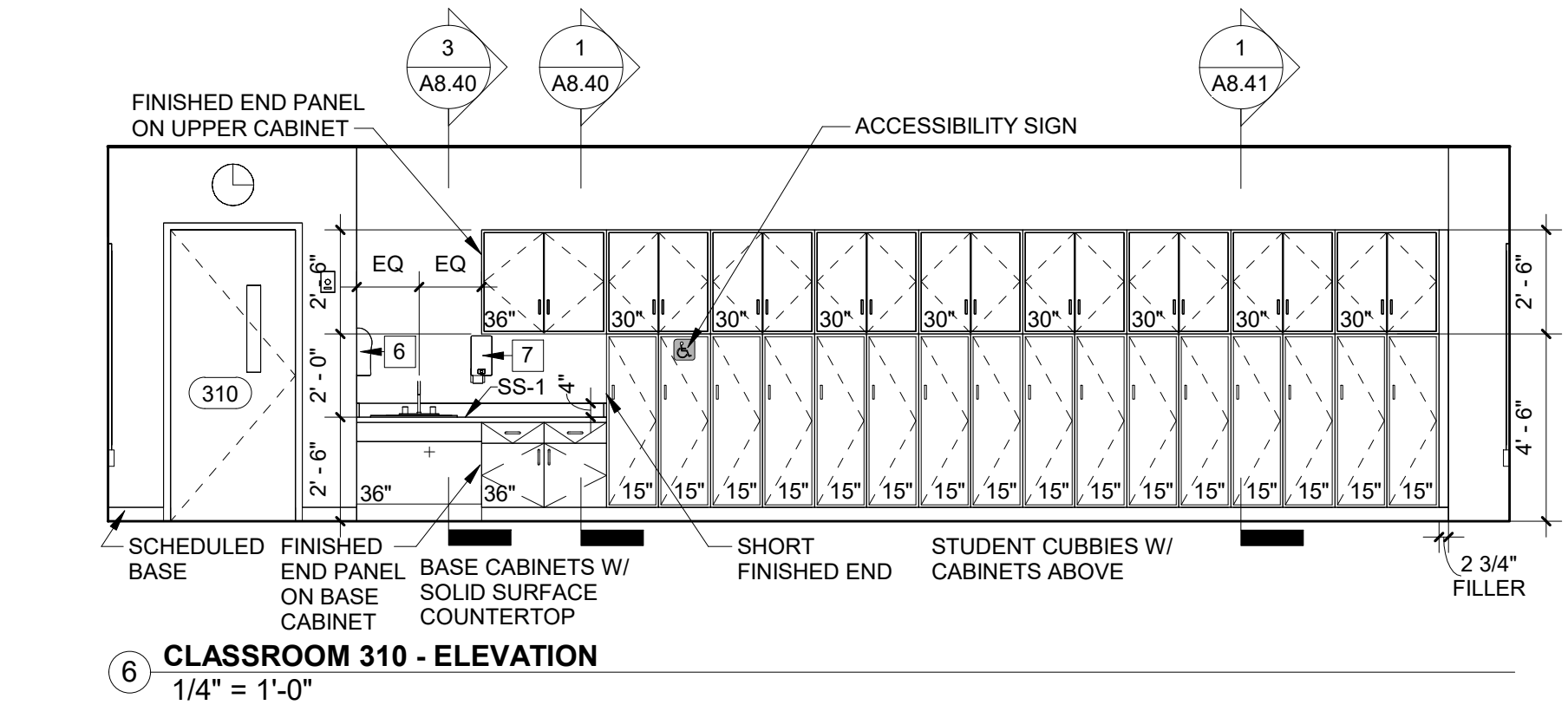
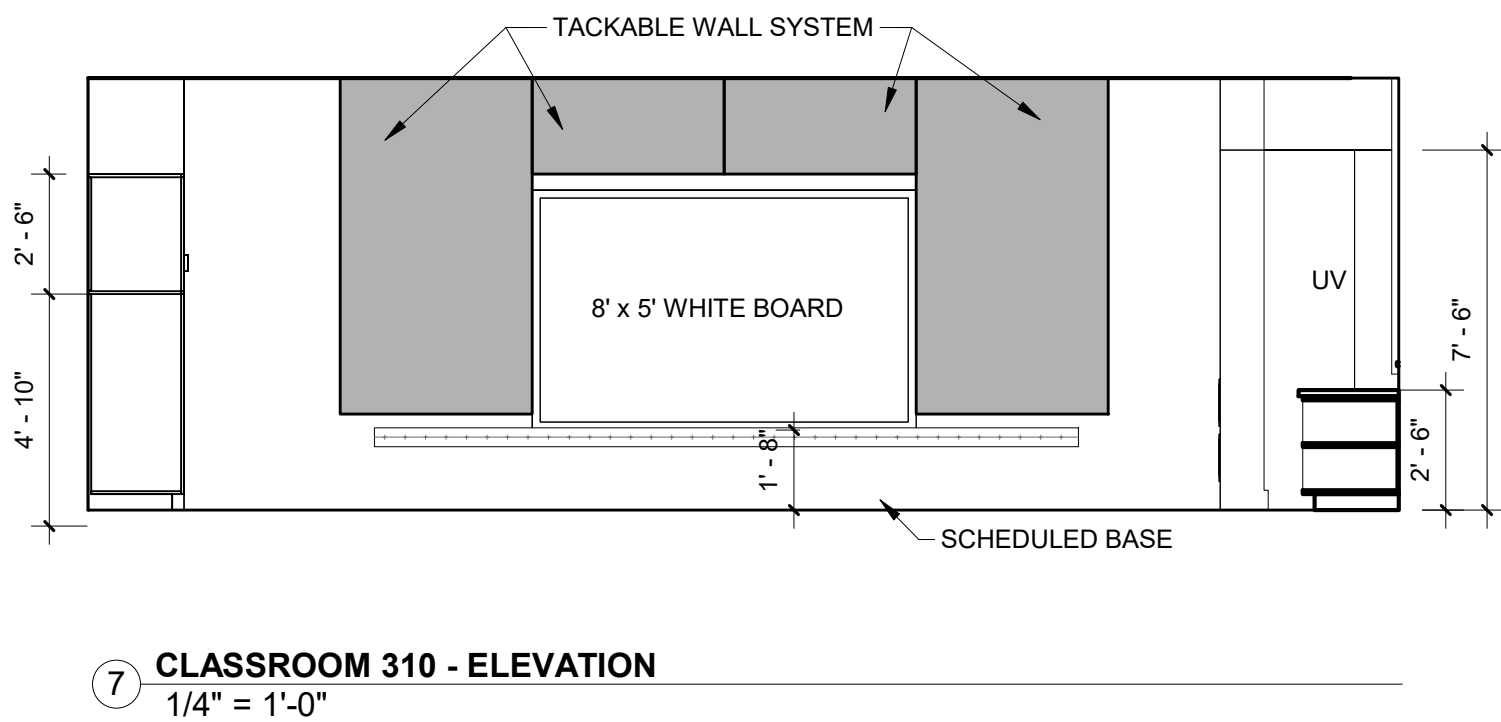
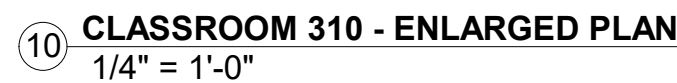
Seal

Warning: Actual conditions may vary from conditions shown on this drawing. Confirm all information in the field before proceeding with any work and notify the Architect in writing if a variation is discovered.

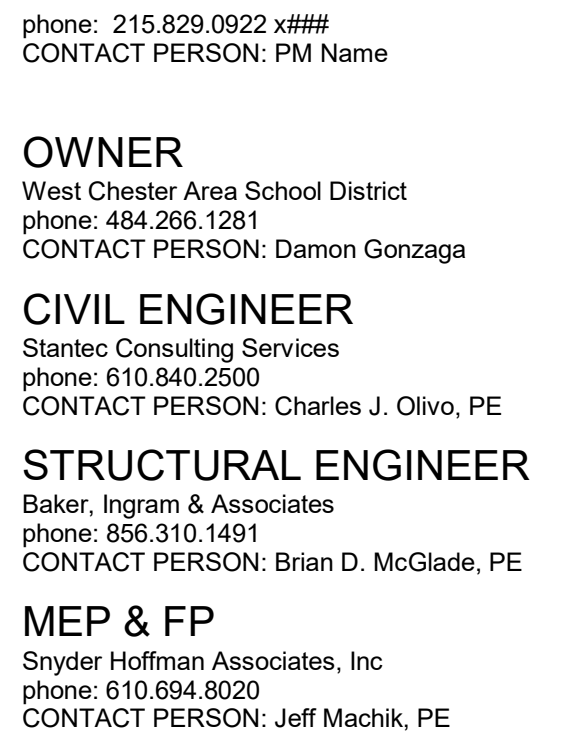
[illegible]

© Copyright 2022 Blackney Hayes Architects

© Copyright 2022 Blackney Hayes Architects



NOT FOR CONSTRUCTION

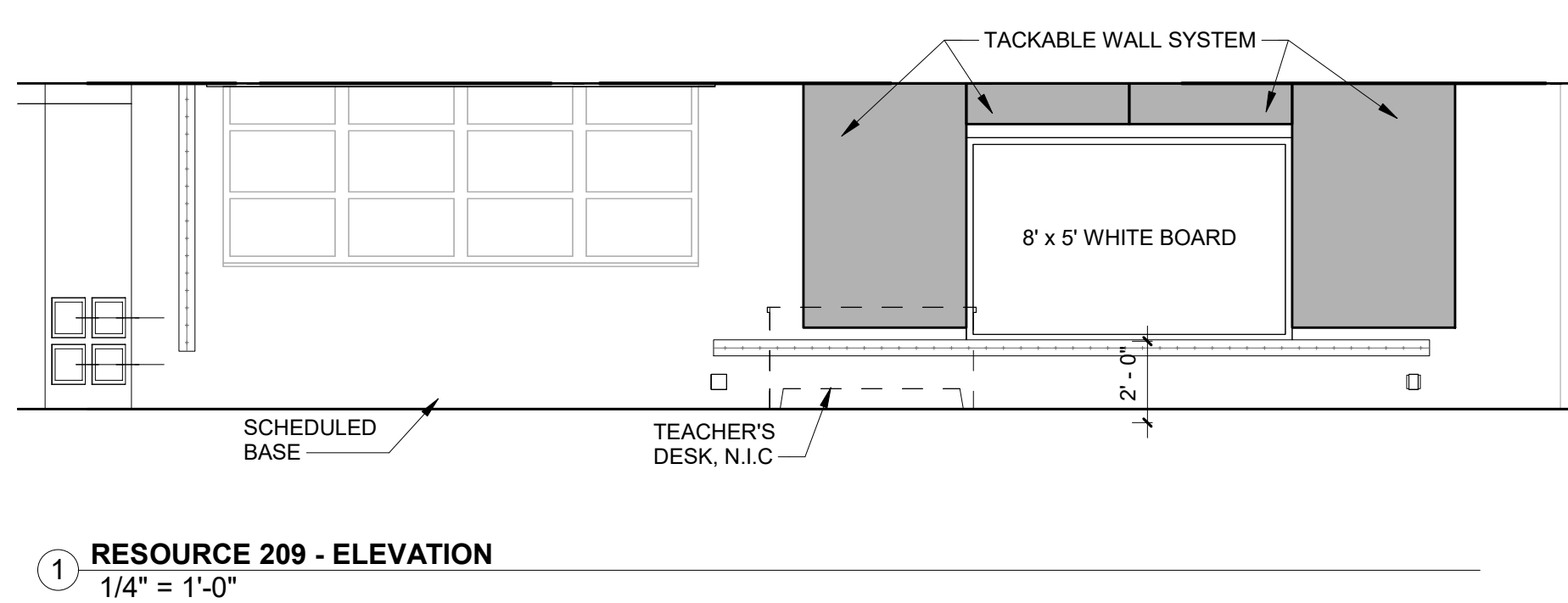
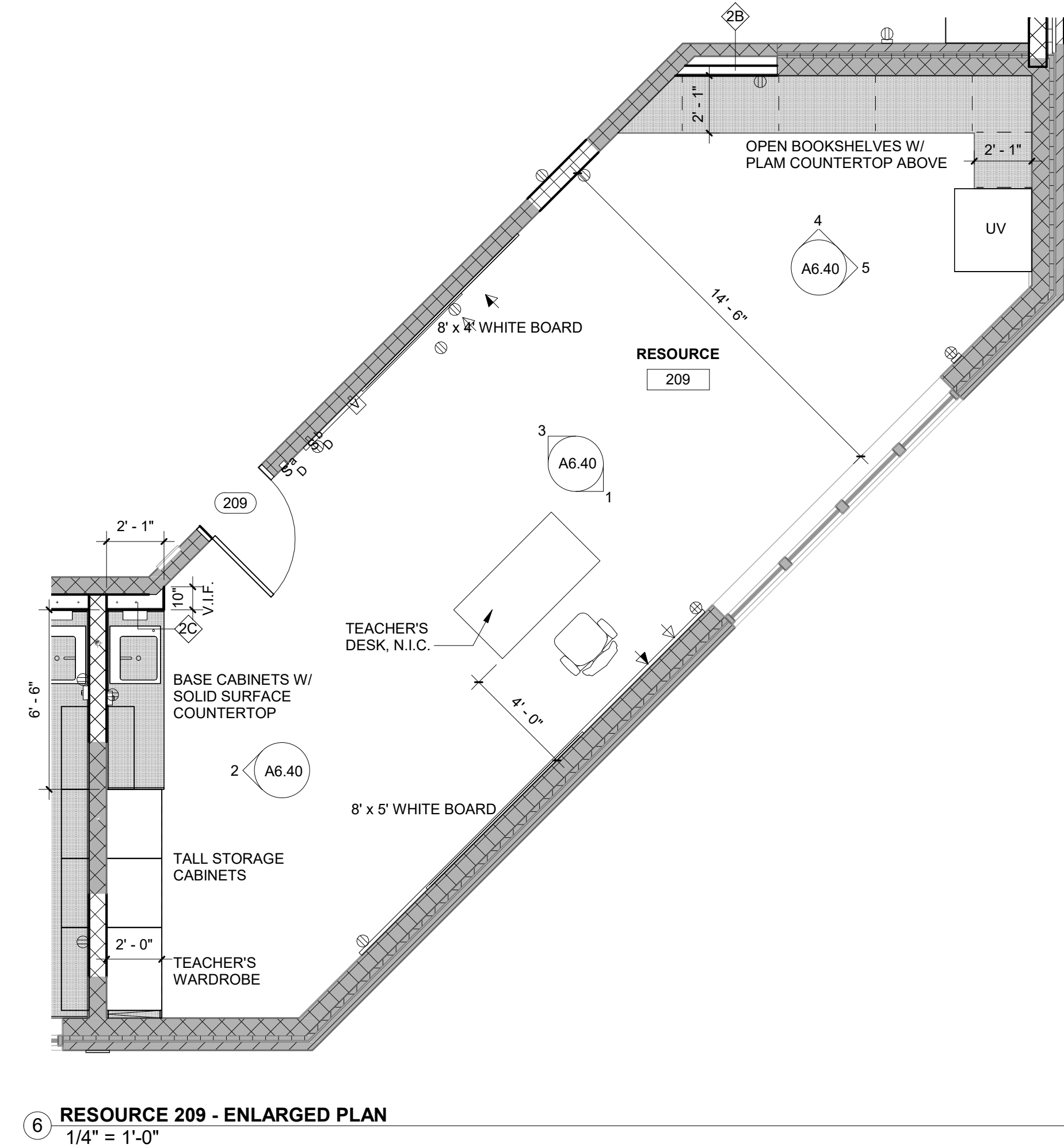
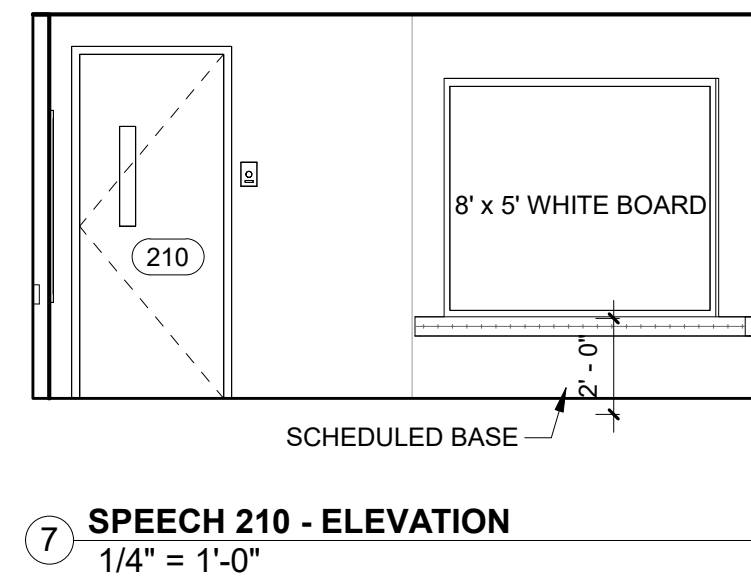


OWNER
West Chester Area School District
phone: 484.266.1281
CONTACT PERSON: Damon Gonzaga

CIVIL ENGINEER
Stantec Consulting Services
phone: 610.840.2500
CONTACT PERSON: Charles J. Olivo, PE

STRUCTURAL ENGINEER
Baker, Ingram & Associates
phone: 856.310.1491
CONTACT PERSON: Brian D. McGlade, PE

MEP & FP
Snyder Hoffman Associates, Inc
phone: 610.694.8020
CONTACT PERSON: Jeff Machik, PE



This drawing is not to be copied or transmitted in any form without the express written authorization of Blackney Hayes Architects. All ideas and concepts depicted or suggested in this drawing are the property of Blackney Hayes Architects.

[illegible]

BHA Job Number:	22-114
Scale:	1/4" = 1'-0"
Drawn By:	Author
Checked By:	Checker
Approved By:	Approver
Sheet No.	

A6.40

© Copyright 2022 Blackney Hayes Architects

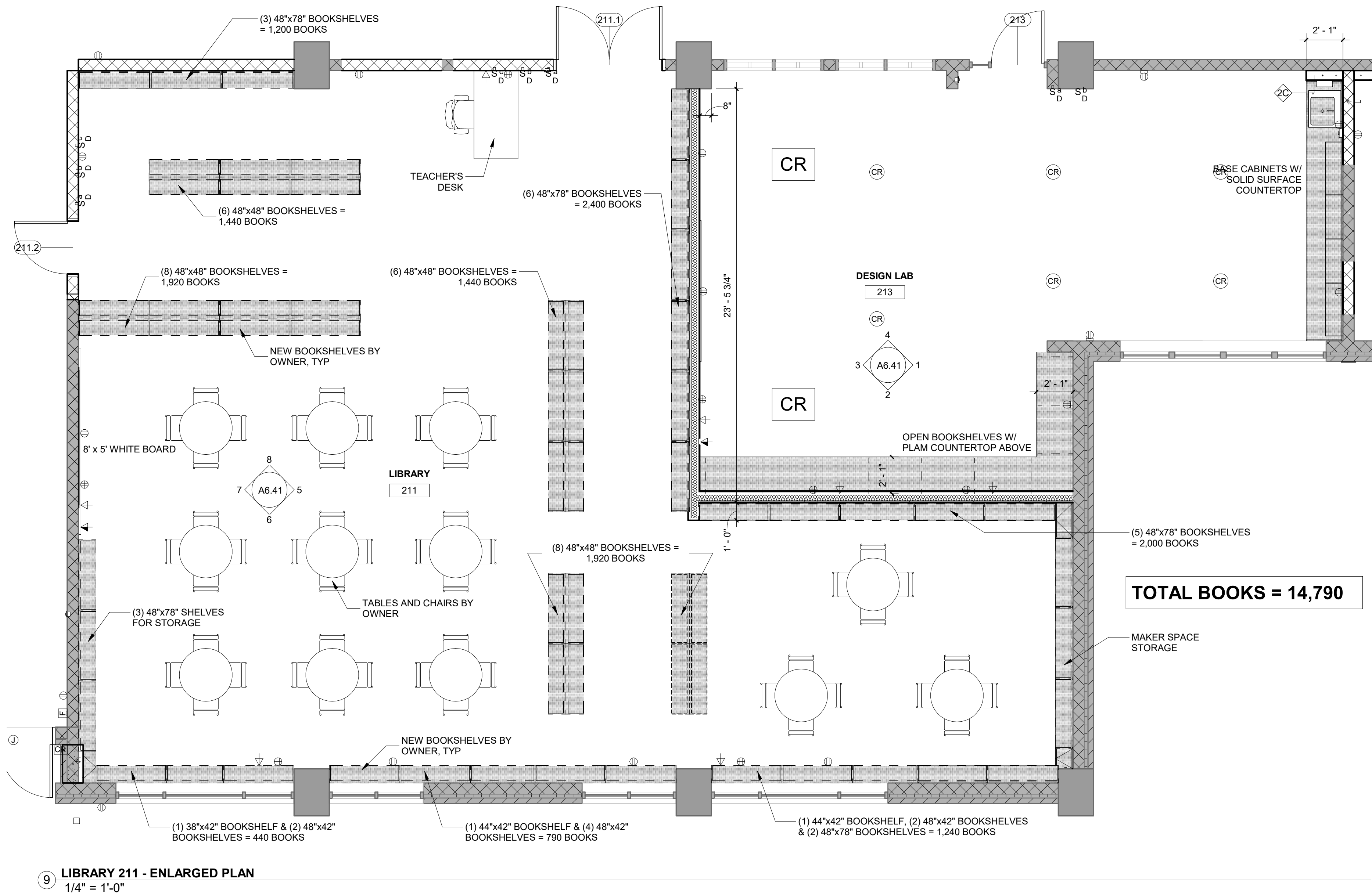
NOT FOR CONSTRUCTION

10/31/2023 5:31:49 PM

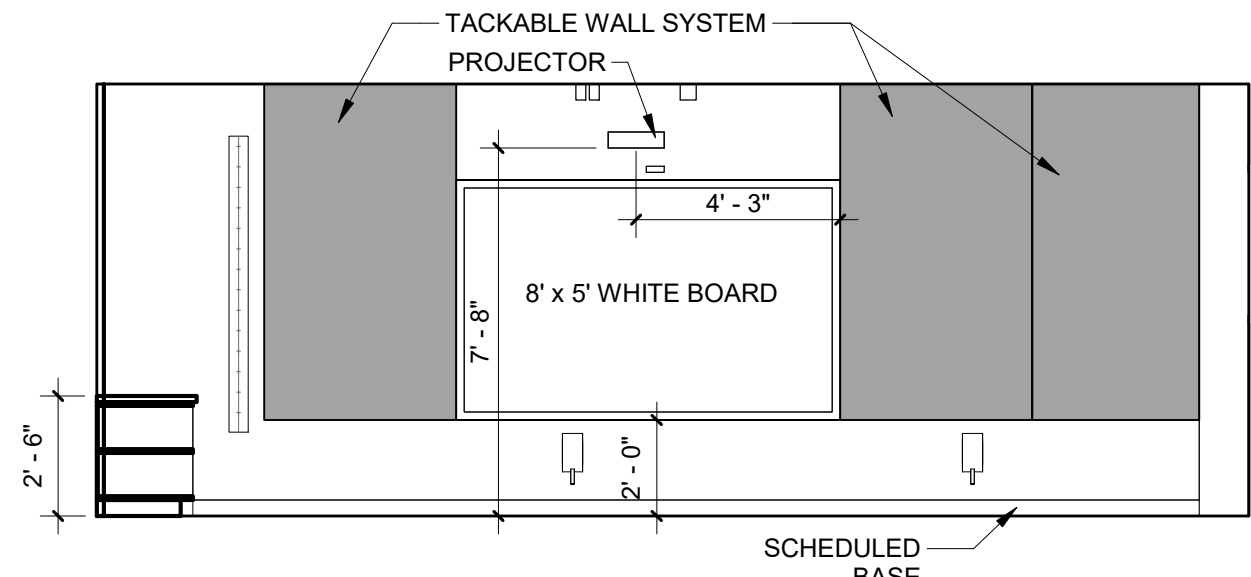
[illegible]

BHA Job Number:	22-114
Scale:	1/4" = 1'-0"
Drawn By:	Author
Checked By:	Checker
Approved By:	Approver
Sheet No.	

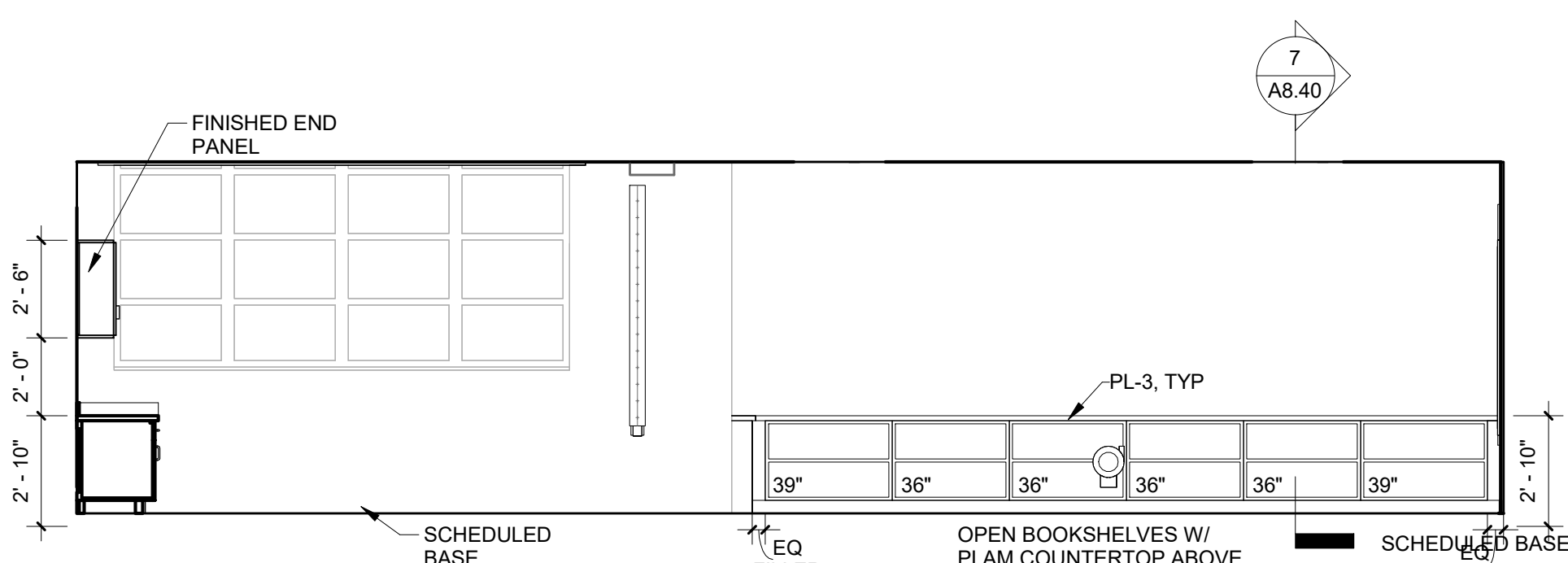
A6.41



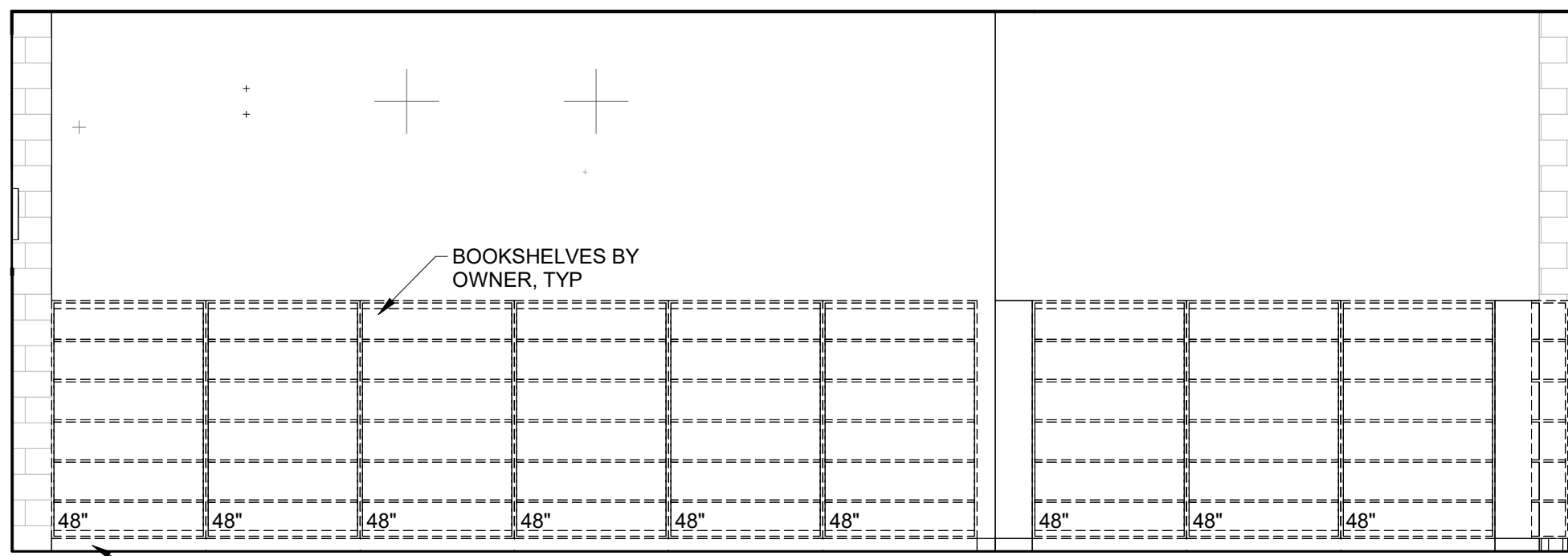
4 STEM ROOM 211B - ELEVATION
1/4" = 1'-0"



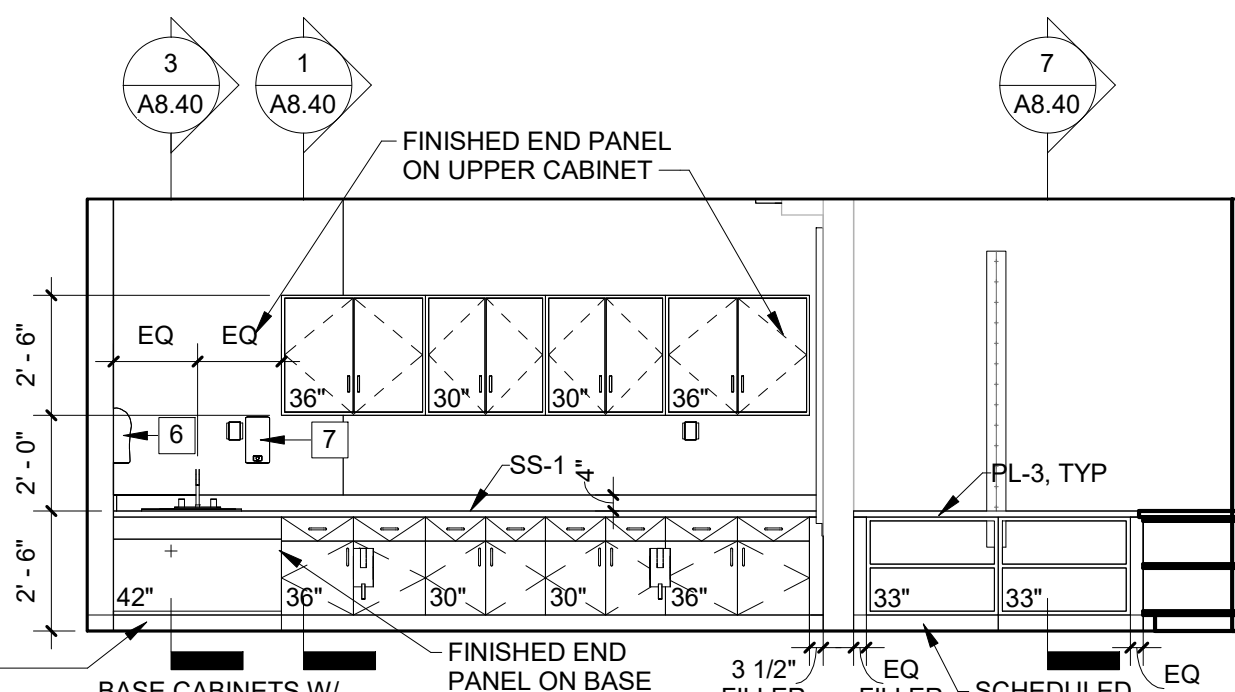
3 STEM ROOM 211B - ELEVATION
1/4" = 1'-0"



2 STEM ROOM 211B - ELEVATION
1/4" = 1'-0"

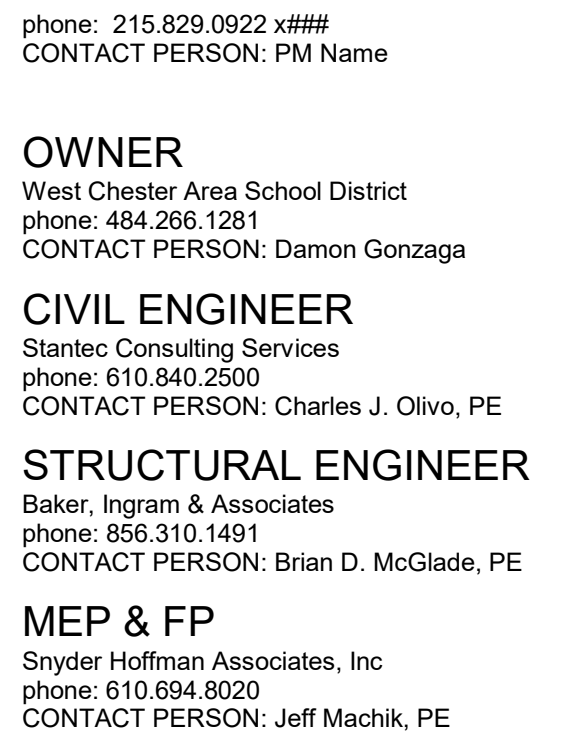


5 LIBRARY 211 - ELEVATION
1/4" = 1'-0"



1 STEM ROOM 211B - ELEVATION
1/4" = 1'-0"

NOT FOR CONSTRUCTION



Project Address:
641 Boot Road
West Chester, PA 19380

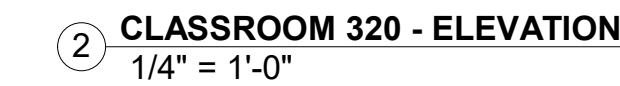
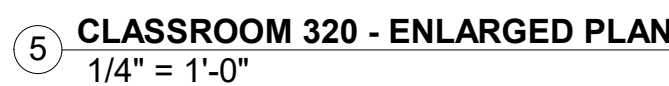
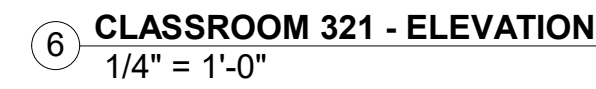
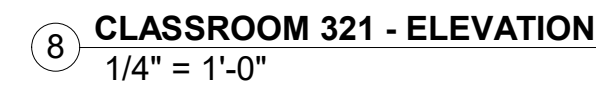
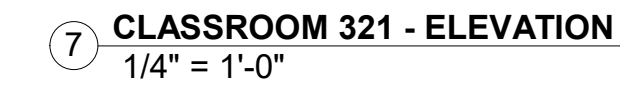
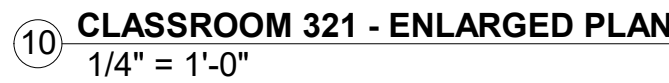
Seal

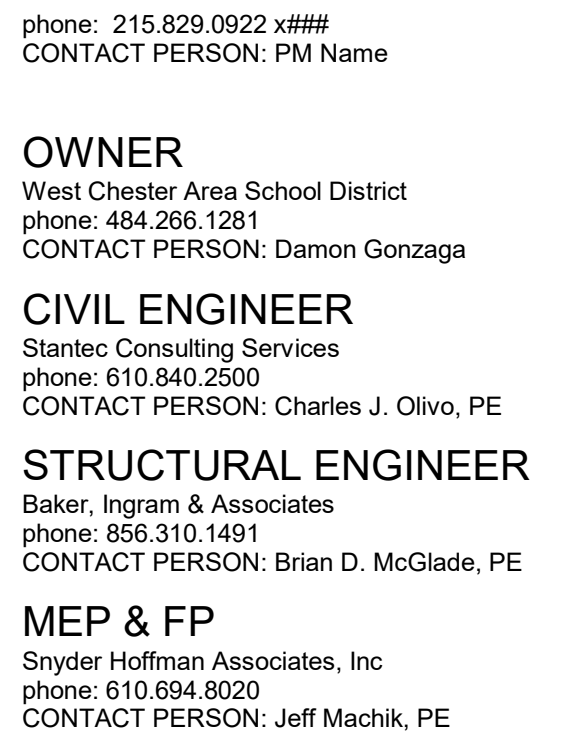
[illegible]

A6.42

© Copyright 2022 Blackney Hayes Architects

A6.42





Project Address:
641 Boot Road
West Chester, PA 19380

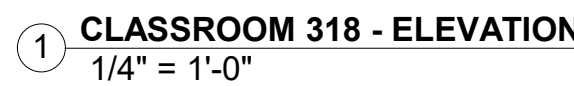
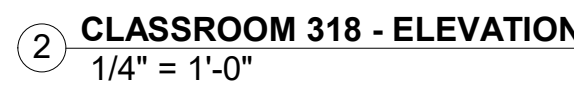
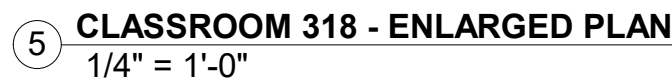
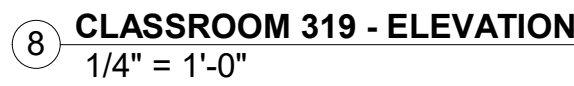
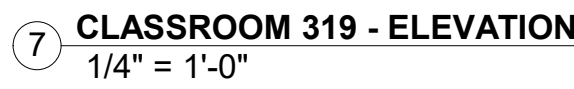
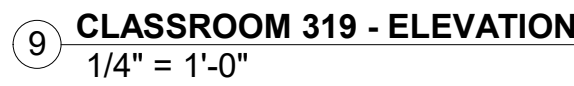
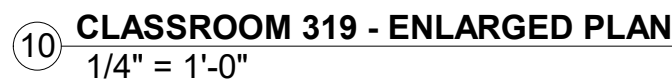
See

Warning: Actual conditions may vary from conditions shown on this drawing. Confirm all information in the field before proceeding with any work and notify the Architect in writing if a variation is discovered.

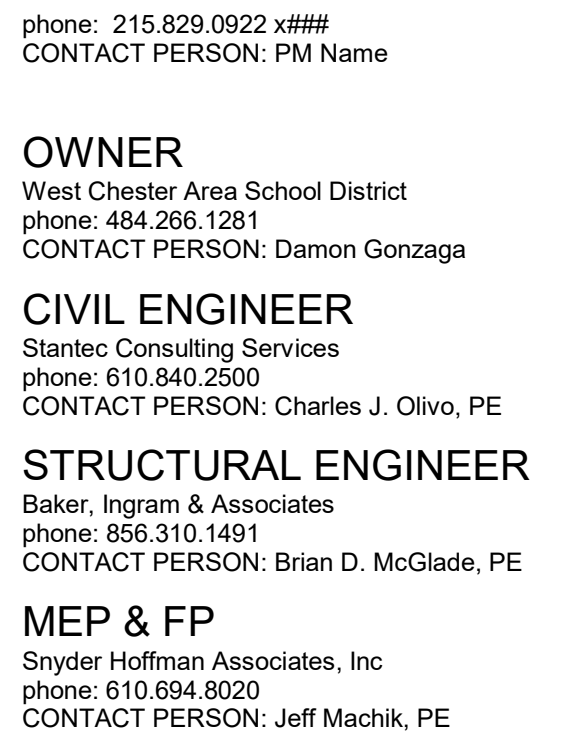
This drawing is not to be copied or transmitted in any form without the express written authorization of Blackney Hayes Architects. All ideas and concepts depicted or suggested in this drawing are the property of Blackney Hayes Architects.

BHA Job Number:	22-114
Scale:	1/4" = 1'-0"
Drawn By:	Author
Checked By:	Checker
Approved By:	Approver
Sheet No.	

NOT FOR CONSTRUCTION



10/31/2023 5:32:17 PM



Project Address:
641 Boot Road
West Chester, PA 19380

Seal

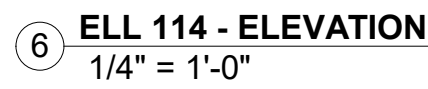
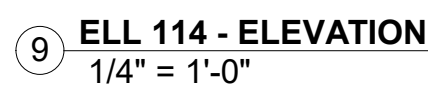
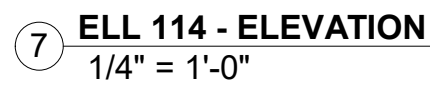
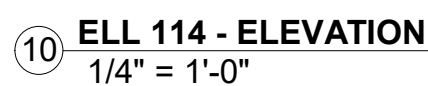
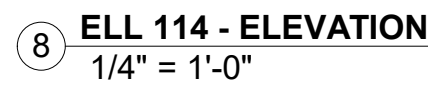
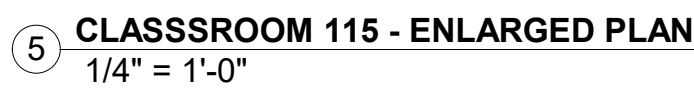
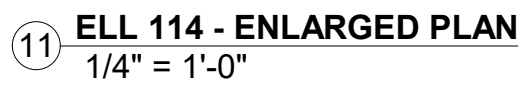
Warning: Actual conditions may vary from conditions shown on this drawing. Confirm all information in the field before proceeding with any work and notify the Architect in writing if a variation is discovered.

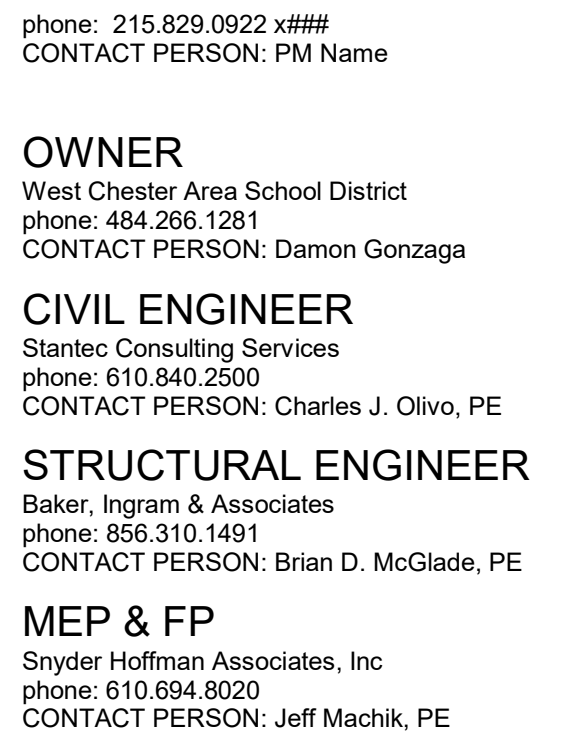
This drawing is not to be copied or transmitted in any form without the express written authorization of Blackney Hayes Architects. All ideas and concepts depicted or suggested in this drawing are the property of Blackney Hayes Architects.

BHA Job Number:	22-114
Scale:	1/4" = 1'-0"
Drawn By:	Author
Checked By:	Checker
Approved By:	Approver
Sheet No.	

© Copyright 2022 Blackney Hayes Architects.

10/31/2023 5:32:26 PM





Project Address:
641 Boot Road
West Chester, PA 19380

Seal

DUTY TO INSPECT CONTRACT DOCUMENTS PRIOR TO STARTING WORK:

Any party who relies in part or whole on the content of the Contract Documents shall, before beginning any work, be responsible for fully inspecting the complete set of Contract Documents, including all Drawings, Specifications, and Addenda, for completeness, conflicts, scope of work, and suitability for constructing the project. Each party is deemed to have accepted and represented that they have expertise in the area of their responsibility and are knowledgeable regarding industry standards, product requirements and code requirements and that they have read and understood the Contract Documents. All parties relying on these documents must, prior to beginning work, submit all requests for clarifications and additional information to the architect in writing. All parties shall be deemed to hereby certify that the documents are suitable for their intended purposes unless noted in specific written exception beforehand.

Warning: Actual conditions may vary from conditions shown on this drawing. Confirm all information in the field before proceeding with any work and notify the Architect in writing if a variation is discovered.

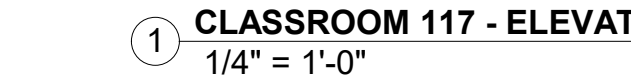
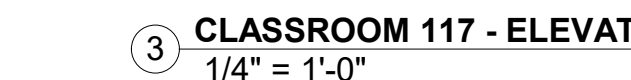
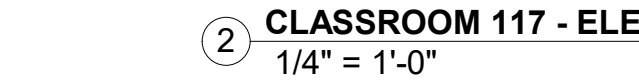
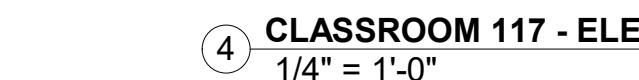
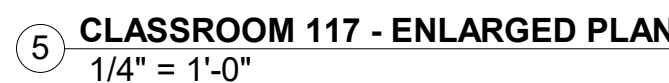
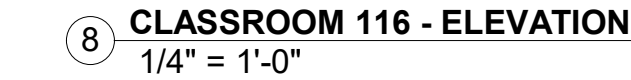
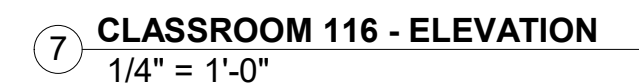
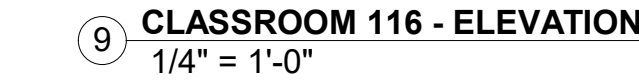
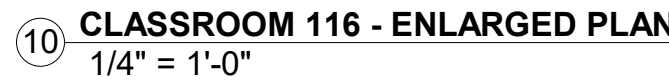
This drawing is not to be copied or transmitted in any form without the express written authorization of Blackney Hayes Architects. All ideas and concepts depicted or suggested in this drawing are the property of Blackney Hayes Architects.

Release		
Date	Comments	
03.24.2023	SCHEMATIC DESIGN	
05.26.2023	DESIGN DEVELOPMENT	
07.28.2023	60% CD SET	
09.19.2023	90% CD SET	
10.31.2023	BID SET	

BHA Job Number:	22-114
Scale:	1/4" = 1'-0"
Drawn By:	Author
Checked By:	Checker
Approved By:	Approver
Sheet No.	

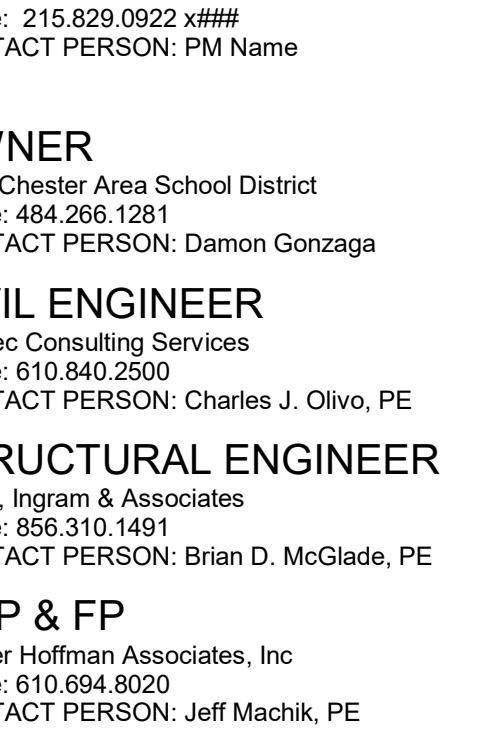
A6.51

© Copyright 2022 Blackney Hayes Architects



10/31/2023 5:32:35 PM

NOT FOR CONSTRUCTION



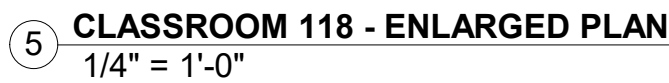

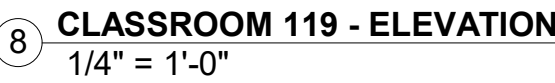

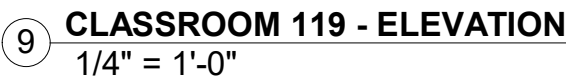
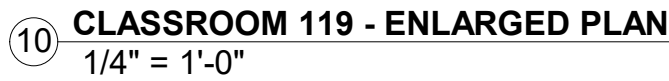


NER
Chester Area School District
: 484.266.1281
ACT PERSON: Damon Gonzaga

CIVIL ENGINEER
 Consulting Services
 : 610.840.2500
 CONTACT PERSON: Charles J. Olivo, PE

STRUCTURAL ENGINEER
Ingram & Associates
856.310.1491
CONTACT PERSON: Brian D. McGlade, PE

P & FP
Hoffman Associates, Inc
: 610.694.8020
CONTACT PERSON: Jeff Machik, PE



ry C. Howse
mentary

Title:
 LARGED PLANS &
 TERIOR
 EVATIONS - AREA 'E'

[illegible]

Actual conditions may vary from conditions shown on this drawing. Confirm all information in the field before proceeding with any work and notify the Architect if a variation is discovered.

Nothing is to be copied or transmitted in any form without the express written authorization of Hayes Architects. All ideas and concepts suggested in this drawing are the property of Hayes Architects.

[illegible]

Job Number:	22-114
	1/4" = 1'-0"
By:	Author
Checked By:	Checker
Approved By:	Approver

A6.52

© 2022 Blackney Hayes Architects

NOT FOR CONSTRUCTION

10/31/2023 5:32:43 PM